

Exam : A2010-565

Title : Assess: IBM Tivoli Network  
Manager IP Edition V3.9  
Implementation

Version : Demo

1.A customer wants to add some logic around specific IBM Tivoli Network Manager IP Edition V3.9 poller generated events. Where would an administrator put this logic?

- A. add an exception filter clause to the ncmmonitor.noEvent table
- B. modify the nco\_p\_ncpmonitor rules file to include the required logic
- C. modify the ncp\_poller event generation ruleset to prevent the events from being sent
- D. change the EventGatewaySchema.cfg configuration file to prevent the events from reaching the ObjectServer

Answer: B

2.What does this entry do in the DiscoCollectorFinderSeeds.DOMAIN.cfg in IBM Tivoli Network Manager IP Edition V3.9 (ITNM).?

insert into collectorFinder.collectorRules ( m\_Host, m\_Port, m\_NumRetries ) values ( "172.16.25.1", 8082, 5 );

- A. The collector agent running on the ITNM server connects to the EMS running on port 8082 to collect its data.
- B. The collector agent running on the ITNM server connects to the collector running on port 8082 to collect its data.
- C. The collector agent running on 172 16 25 1 connects locally to the collector running on port 8082 to collect its data.
- D. The collector agent running on the ITNM server connects to the collector running on 172.16.25 1 port 8082 to collect its data.

Answer: D

3.How can discovery be configured to run at 7:00 p.m. every night?

- A. run the script \$PRECISION\_HOME/scripts/perl/scripts/ncp\_autodiscovery.pl 1900
- B. edit the SPRECISIONJHOMBdisco/stitchers/FullDiscovery.stch file and add in the line within the StitcherTrigger section:  
ActOnDemand(( m\_TimeOfDay) values (1900));;
- C. edit the \$PRECISION\_HOME/disco/stitchers/FullDiscovery.stch file and add in the line within the StitcherTrigger section:  
ActOnTimedTrigger(( m\_TimeOfDay) values (1900));;
- D. edit the \$PRECISION\_HOME/disco/stitchers/FullDiscovery stch stitcher and add in the line within the StitcherRules section:  
ActOnDemand(( m\_TimeOfDay) values (1900));;

Answer: C

4.Which restriction is in place when using a silent install mode?

- A. The installation process cannot be canceled at any time
- B. The silent install file cannot be edited after it has been created.
- C. The silent install file cannot be moved between hosts and then reused.
- D. The silent install mode is only suitable for a default standard installation

Answer: A

5.A company wants to create a new drop-down list that an operator can use when creating new dynamic

network views. The list will hold the customerName and customerLocation information. This information was collected during the discovery phase and added to the model. The administrator has already extended the NCIM database with a new table called Customer which has two fields: customerName and customerLocation. The model has been configured to populate this new table. Which additional step does the administrator need to take to display the new table in the dropdown list?

- A. add this table to the appropriate section in the topoviz.properties
- B. modify the ncimMetaData.xml file by adding the appropriate table and data fields
- C. modify the DBEntityDetails.cfg file by specifying a new drop-down list and the name of the table created in the NCIM database
- D. no additional step is required as the network view configuration automatically has access to all of the tables in the NCIM database and will create a drop-down list for each and every table

Answer: B

6. The IBM Tivoli Network Manager IP Edition V3.9 administrator received a request to create a new domain with a default set of configuration files and poll policies. A DbI\_ogins.DOMAIN.cfg file has already been created with the appropriate access details. Which action must be taken?

- A. rundomain\_create.pl -domain <DOMAIN>
- B. rundomain\_create.pl -domain <DOMAIN> -default
- C. manually insert the domain details into the ncim.domainMgr table
- D. start the ncp\_ctrl process for the new domain name - defaults will be applied

Answer: A

7. How should an administrator deploy IBM Tivoli Network Manager IP Edition V3.9 using a command line installation on a Windows system?

- A. console\_install.exe
- B. launchpad\_console.exe
- C. launchpad.exe -console
- D. install.exe -i console

Answer: D

8. If NCIM replication is enabled, which statement is true?

- A. Only IBM DB2 can be used for NCIM replication.
- B. Two NCIM databases exist, one in the primary domain and one in the backup domain.
- C. IBM Tivoli Network Manager IP Edition V3.9 (ITNM) must connect to a pair of virtual ObjectServers.
- D. There will only be one ncp\_g\_event running for all of ITNM.

Answer: B

9. By default, which three fields are used by the event gateway to link an event to a topology entity? (Choose three.)

- A. @Node
- B. @Class
- C. @bEventId
- D. @Identifier
- E. @LocalPriObj

F. @LocalNodeAlias

Answer: C,E,F

10.Which two statements are true about installing IBM Tivoli Network Manager IP Edition V3.9 (ITNMJ on a Solaris platform? {Choose two.)

- A. The ITNM destination directory must be owned as root.
- B. If ITNM is installed as a non-root user, all future Tivoli products must be installed as the same user.
- C. The setup\_setuid\_as\_root.sh script must be run as root if ITNM is installed and will run as non-root.
- D. The setup\_setuid\_as\_root.sh script must be run as non-root if ITNM is installed and will run as non-root.
- E. Multiple ITNM installations on the same server can be installed with both the root account and a non-root account.

Answer: B,C

11.In IBM Tivoli Network Manager IP Edition V3.9 given a requirement to discover a new node but not place it in the topology correctly, which two tasks must be performed when doing partial rediscovery? (Choose two.)

- A. ensure the option Network Discovery Configuration > Advanced > Enable Rediscovery Rebuild Layers is checked
- B. ensure the necessary agents are enabled under Network Discovery Configuration > Partial Rediscovery Agents tab
- C. ensure the option Network Discovery Configuration > Advanced > Enable Rediscovery Rebuild Layers is unchecked
- D. ensure the option Network Discovery Configuration > Advanced > Enable Rediscovery of Related Devices is checked
- E. ensure the option Network Discovery Configuration > Advanced > Enable Rediscovery of Related Devices is unchecked

Answer: B,C

12.Which file contains the SNMP community strings and settings for an IBM Tivoli Network Manager IP Edition V3.9 (ITNM) domain named ITNM NCP?

- A. CtrlServices.ITNM\_NCP.cfg
- B. SnmpStackSchema.ITNM\_NCP.cfg
- C. SnmpStackSecurityInfo.ITNM\_NCP.cfg
- D. DiscoSnmpHelperSchema.ITNM\_NCP.cfg

Answer: C

13.What is the primary issue with installing IBM Tivoli Network Manager IP Edition V3.9 (ITNM) as a root user on a single UNIX system in combination with other Tivoli products?

- A. The system will not run properly as a root user.
- B. ITNM might not be compatible with other Tivoli products.
- C. There are no issues related to installing as root on a UNIX system.
- D. There are extra post-installation configuration steps to complete in order to run the core components as the root user.

Answer: B

14. Which scenario is suitable for using default adaptive polls?

- A. rapid confirmation that the poll is active
- B. rapid confirmation that a device is down
- C. rapid confirmation of a threshold resolution
- D. rapid confirmation that a device is functioning

Answer: B

15. During a deployment, a customer has identified location data that they would like added to both chassis and interface events from active (IBM Tivoli Network Manager IP Edition V3.9 (ITNM)) and passive (traps, syslog etc.) event sources.

This data has been successfully imported into the Discovery process using supported stitching techniques and appears in the topology as three custom ExtraInfo fields (see below).

Ncpjnode1 has been configured to transfer this location data to a custom extended NCIM database table named locations (see exhibit below). This data is only held on EntityType 1 (chassis entities) to reduce the NCIM load.

The customer has identified three ObjectServer fields that they would like this data to be added to for all suitable events - NmosGeography, NmosCountry, and NmosSite

```
{
  EntityName='rome-asbr-cr36.it.eu.test.lab';
  Address=['',' ','10.0.0.1'];
  EntityType=1;
  EntityOID='1.3.6.1.4.1.9.1.122';
  IsActive=1;
  Status=1;
  ExtraInfo={
    m_Geography='Europe';
    m_Country='Italy';
    m_City='Rome';
  };
  ClassName='Cisco36xx';
  ClassId=35;
  ObjectId=72;
}
```

Example record in Model Description of the ncim.locations table

Field	Type	Null	Key	Default	Extra
entityId	int(11)	NO	PRI	NULL	
geography	varchar(32)	NO		NULL	
country	varchar(32)	NO		NULL	
site	varchar(32)	NO		NULL	

The ModelNcimDb configuration has been modified to map:

```

    ''
insert into dbModel.entityMap
(
    EntityFilter,
    TableName,
    FieldMap
)
values
(
    "EntityType = 1 AND ExtraInfo->m_Geography IS NOT NULL",
    "locations",
    {
        entityId = "eval(int, '&ObjectId')",
        country = "eval(text, '&ExtraInfo->m_Country')",
        site = "eval(text, '&ExtraInfo->m_City')",
        geography = "eval(text, '&ExtraInfo->m_Geography')",
    }
);

```

Based on the scenario, what is the correct stitcher method to populate a record with ExtraInfo > m\_Geogrphay location data and then update the NmosGeography ObjectServer field?

Assume that a chassis and locationData Records have been defined and the mainNodeId is set to the EntityId of the chassis of the in scope event.

Example:

Record chassis;

Record locationData.

text geog-'.

chassis = GwEntityData( mainNodeId);

A. geog=@chassis.tocations.GEOGRAPHY; @locationData.NmosGeography = geog.

GwEnrichEvent( locationData);

B. geog=@chassis.ExtraInfo.m\_Geography; @locationData.NmosGeography = geog;

GwEnrichEvent(locationData);

C. NmosGeography = eval(text, '&8<ExtraInfo->m\_Geography'); GwEnrichEvent (NmosGeography);

D. NmosGeogrphay = @chassis.locations.GEOGRAPHY; @locationData.NmosGeography = eval(text, '\$NmosGeography'); GwEnrichEvent (locationData);

Answer: A

16.A customer wants to deploy IBM Tivoli Network Manager IP Edition V3.9 (ITNM) in their environment. They plan to discover and monitor specific various network devices and servers that are throughout their enterprise. The customer wants to ensure that they manage only a list of devices in their network with a specific naming convention. They currently keep track of these devices using a CSV file of IP addresses, hostnames and locations and have SNMP and ping access to these systems. Currently their DNS server and SysName naming conventions are not consistent. The customer also wants to ensure that they do not discover IP addresses outside the CSV list.

Which discovery seeding method best suits their ITNM configuration?

A. configure the Collector Finder by seeding the discovery and converting the CSV file to an XML file B.

configure the Ping Finder by adding a list of subnets from the list of IP addresses using the CSV file C.

configure the File Finder to point to the CSV file on the Network Manager server with a comma delimiter

D. ensure Feedback is enabled and then configure the Ping Finder and the File Finder by adding a list of subnets using the CSV file

Answer: C

17.The scope of the discovery contains the IBM Tivoli Network Manager IP Edition V3.9 (ITNM) server and the gateway trace file shows that this is being used successfully as the correct NcpServerEntity. However, the isolated suppression method is not working. What would cause this?

- A. The ITNM server is not being directly polled for status.
- B. The ITNM server is not connected to the rest of the topology.
- C. There was no SNMP access to the ITNM server so the IP address is not known.
- D. The Root Cause Analysis plug-in has not been explicitly configured to use the ITNM server.

Answer: B

18.A custom event has been added requiring the creation of a new EventMap. How is this EventMap associated with the RCA plug-in?

- A. register the EventMap with the RCA plug-in using the ncp\_gwplugins.pl script
- B. ensure that the EventId is mapped to the EventMap in the NcoGateInserts.cfg file
- C. edit the EventGatewaySchema.cfg and include the EventMap in the ncp2nco section
- D. no action needed - any EventMap in the EventGatewaySchema.cfg file will be passed to the RCA plug-in by default

Answer: A

19.In IBM Tivoli Network Manager IP Edition V3.9 what leads to Fatal messages in the message level log of a ncp process?

- A. process is hung
- B. process is terminated
- C. process has not started
- D. process is running with errors

Answer: B

20.Aside from the number of devices being discovered, what is the most important information to gather when determining the number of needed domains?

- A. number of polling engines
- B. number of users that will use the portal
- C. average number of interfaces per device
- D. number of active poll definitions and intervals

Answer: C



# Trying our product !




- ★ **100%** Guaranteed Success
- ★ **100%** Money Back Guarantee
- ★ **365 Days** Free Update
- ★ **Instant Download** After Purchase
- ★ **24x7** Customer Support
- ★ Average **99.9%** Success Rate
- ★ More than **69,000** Satisfied Customers Worldwide
- ★ Multi-Platform capabilities - **Windows, Mac, Android, iPhone, iPod, iPad, Kindle**

## Need Help

Please provide as much detail as possible so we can best assist you.

To update a previously submitted ticket:



 <b>One Year Free Update</b> Free update is available within One Year after your purchase. After One Year, you will get 50% discounts for updating. And we are proud to boast a 24/7 efficient Customer Support system via Email.	 <b>Money Back Guarantee</b> To ensure that you are spending on quality products, we provide 100% money back guarantee for 30 days from the date of purchase.	 <b>Security &amp; Privacy</b> We respect customer privacy. We use McAfee's security service to provide you with utmost security for your personal information & peace of mind.
---	---	--

## Guarantee & Policy | Privacy & Policy | Terms & Conditions

Any charges made through this site will appear as Global Simulators Limited.

All trademarks are the property of their respective owners.

Copyright © 2004-2014, All Rights Reserved.

Get Latest & Actual IT Exam Dumps with VCE and PDF from Pass4itSure.  
<https://www.Pass4itSure.com>