



AZ-103^{Q&As}

Microsoft Azure Administrator

Pass Microsoft AZ-103 Exam with 100% Guarantee

Free Download Real Questions & Answers **PDF** and **VCE** file from:

<https://www.pass4itsure.com/az-103.html>

100% Passing Guarantee
100% Money Back Assurance

Following Questions and Answers are all new published by Microsoft
Official Exam Center

-  **Instant Download** After Purchase
-  **100% Money Back** Guarantee
-  **365 Days** Free Update
-  **800,000+** Satisfied Customers



**QUESTION 1**

You have an Azure subscription that contains a storage account named account1.

You plan to upload the disk files of a virtual machine to account1 from your on-premises network. The on-premises network uses a public IP address space of 131.107.1.0/24. You plan to use the disk files to provision an Azure virtual machine

named VM1. VM1 will be attached to a virtual network named VNet1. VNet1 uses an IP address space of 192.168.0.0/24.

You need to configure account1 to meet the following requirements:

1.

Ensure that you can upload the disk files to account1.

2.

Ensure that you can attach the disks to VM1.

3.

Prevent all other access to account1.

Which two actions should you perform? Each correct answer presents part of the solution.

NOTE: Each correct selection is worth one point.

A. From the Firewalls and virtual networks blade of account1, add VNet1.

B. From the Firewalls and virtual networks blade of account1, select Allow trusted Microsoft services to access this storage account.

C. From the Firewalls and virtual networks blade of account1, add the 131.107.1.0/24 IP address range.

D. From the Firewalls and virtual networks blade of account1, select Selected networks.

E. From the Service endpoints blade of VNet1, add a service endpoint.

Correct Answer: DE

D: By default, storage accounts accept connections from clients on any network. To limit access to selected networks, you must first change the default action.

Azure portal

1.

Navigate to the storage account you want to secure.

2.

Click on the settings menu called Firewalls and virtual networks.



3.

To deny access by default, choose to allow access from '\\Selected networks\\'. To allow traffic from all networks, choose to allow access from '\\All networks\\'.

4.

Click Save to apply your changes.

E: Grant access from a Virtual Network

Storage accounts can be configured to allow access only from specific Azure Virtual Networks.

By enabling a Service Endpoint for Azure Storage within the Virtual Network, traffic is ensured an optimal route to the Azure Storage service. The identities of the virtual network and the subnet are also transmitted with each request.

Reference: <https://docs.microsoft.com/en-us/azure/storage/common/storage-network-security>

QUESTION 2

You need to deploy an Azure load balancer named lb 1015 to your Azure subscription. The solution must meet the following requirements:

- Support the load balancing of IP traffic from the Internet to Azure virtual machines connected to VNET1016 \subnet0.
- Provide 4 Service level Agreement (SLA) of 99.99 percent availability for the Azure virtual machines.
- Minimize Azure-related costs.

What should you do from the Azure portal?

To complete this task, you do NOT need to wait for the deployment to complete. Once the deployment starts in Azure, you can move to the next task.

A. Answer: See below.

Correct Answer: A

Step 1:

On the top left-hand side of the screen, click Create a resource > Networking > Load Balancer.

Step 2:

In the Create a load balancer page enter these values for the load balancer:

myLoadBalancer - for the name of the load balancer.

Internal - for the type of the load balancer.

Basic - for SKU version.

Microsoft guarantees that apps running in a customer subscription will be available 99.99% of the time.

VNET1016\subnet0 - for subnet that you choose from the list of existing subnets. Step 3: Accept the default values for



the other settings and click Create to create the load balancer.

QUESTION 3

Note: This question is part of a series of questions that present the same scenario. Each question in the series contains a unique solution that might meet the stated goals. Some question sets might have more than one correct solution, while

others might not have a correct solution.

After you answer a question in this section, you will NOT be able to return to it. As a result, these questions will not appear in the review screen.

You have an Azure subscription that contains 10 virtual networks. The virtual networks are hosted in separate resource groups.

Another administrator plans to create several network security groups (NSGs) in the subscription.

You need to ensure that when an NSG is created, it automatically blocks TCP port 8080 between the virtual networks.

Solution: You configure a custom policy definition, and then you assign the policy to the subscription.

Does this meet the goal?

- A. Yes
- B. No

Correct Answer: A

Resource policy definition used by Azure Policy enables you to establish conventions for resources in your organization by describing when the policy is enforced and what effect to take. By defining conventions, you can control costs and more easily manage your resources.

Reference: <https://docs.microsoft.com/en-us/azure/azure-policy/policy-definition>

QUESTION 4

You have an Azure subscription named Subscription1 that contains an Azure virtual machine named VM1. VM1 is in a resource group named RG1.

VM1 runs services that will be used to deploy resources to RG1.

You need to ensure that a service running on VM1 can manage the resources in RG1 by using the identity of VM1. What should you do?

- A. From the Azure portal modify the Access control (IAM) settings of VM1.
- B. From the Azure portal, modify the Policies settings of RG1.
- C. From the Azure portal, modify the value of the Managed Service Identity option for VM1.
- D. From the Azure portal, modify the Access control (IAM) settings of RG1.



Correct Answer: C

A managed identity from Azure Active Directory allows your app to easily access other AAD-protected resources such as Azure Key Vault. The identity is managed by the Azure platform and does not require you to provision or rotate any secrets.

User assigned managed identities can be used on Virtual Machines and Virtual Machine Scale Sets.

References:

<https://docs.microsoft.com/en-us/azure/app-service/app-service-managed-service-identity>

QUESTION 5

Note: This question is part of a series of questions that present the same scenario. Each question in the series contains a unique solution that might meet the stated goals. Some question sets might have more than one correct solution, while

others might not have a correct solution.

After you answer a question in this section, you will NOT be able to return to it. As a result, these questions will not appear in the review screen.

You have an Azure virtual machine named VM1. VM1 was deployed by using a custom Azure Resource Manager template named ARM1.json.

You receive a notification that VM1 will be affected by maintenance.

You need to move VM1 to a different host immediately.

Solution: From the Overview blade, you move the virtual machine to a different resource group.

Does this meet the goal?

A. Yes

B. No

Correct Answer: B

You should redeploy the VM.

References: <https://docs.microsoft.com/en-us/azure/virtual-machines/windows/redeploy-to-new-node>

QUESTION 6

You have an Azure Active Directory (Azure AD) tenant that contains three global administrators named Admin1, Admin2, and Admin3.

The tenant is associated to an Azure subscription. Access control for the subscription is configured as shown in the Access control exhibit. (Click the Exhibit tab.)



+ Add Remove Roles Refresh Help

Name: Search by name or email
Type: All selected
Scope: All scopes
Group by: Role

5 items (4 Users, 1 Service Principals)

NAME	TYPE	ROLE	SCOPE
Admin3 Admin3@contid...	User	Owner	Service administrat... This resource

You sign in to the Azure portal as Admin1 and configure the tenant as shown in the Tenant exhibit. (Click the Exhibit tab.)

Save Discard

Name: Contoso

Country or region: United States

Location: United States datacenters

Notification language: English

Global admin can manage Azure Subscriptions and Management Groups: Yes No

Directory ID: a8ccb916-31f3-4582-b9b7-854f413d7177

Technical contact:

Global privacy contact:

Privacy statement URL:

For each of the following statements, select Yes if the statement is true. Otherwise, select No. NOTE: Each correct



selection is worth one point.

Hot Area:

Statements	Yes	No
Admin1 can add Admin2 as an owner of the subscription.	<input type="radio"/>	<input type="radio"/>
Admin2 can add Admin1 as an owner of the subscription.	<input type="radio"/>	<input type="radio"/>
Admin2 can create a resource group in the subscription.	<input type="radio"/>	<input type="radio"/>

Correct Answer:

Statements	Yes	No
Admin1 can add Admin2 as an owner of the subscription.	<input checked="" type="radio"/>	<input type="radio"/>
Admin2 can add Admin1 as an owner of the subscription.	<input checked="" type="radio"/>	<input type="radio"/>
Admin2 can create a resource group in the subscription.	<input type="radio"/>	<input checked="" type="radio"/>

QUESTION 7

You need to recommend an identify solution that meets the technical requirements. What should you recommend?

- A. federated single-on (SSO) and Active Directory Federation Services (AD FS)
- B. password hash synchronization and single sign-on (SSO)
- C. cloud-only user accounts
- D. Pass-through Authentication and single sign-on (SSO)

Correct Answer: A

Active Directory Federation Services is a feature and web service in the Windows Server Operating System that allows sharing of identity information outside a company's network.



Scenario: Technical Requirements include:

Prevent user passwords or hashes of passwords from being stored in Azure.

References: <https://www.sherweb.com/blog/active-directory-federation-services/>

QUESTION 8

You need to configure the Azure ExpressRoute circuits.

How should you configure Azure ExpressRoute routing? To answer, drag the appropriate configurations to the correct locations. Each configuration may be used once, more than once, or not at all.

You may need to drag the split bar between panes or scroll to view content.

NOTE: Each correct selection is worth one point.

Select and Place:

Configurations

- Use BGP communities to configure BGP's Local Preference.
- Use BGP to append the private AS numbers to the advertised prefixes.
- Use BGP to append the public AS numbers to the advertised prefixes.

Answer Area

- Routing from ADatum to Azure: Configuration
- Routing from Microsoft Online Services to Adatum: Configuration

Correct Answer:

Configurations

-
-
- Use BGP to append the public AS numbers to the advertised prefixes.

Answer Area

- Routing from ADatum to Azure: Use BGP to append the private AS numbers to the advertised prefixes.
- Routing from Microsoft Online Services to Adatum: Use BGP communities to configure BGP's Local Preference.

QUESTION 9

SIMULATION

Please wait while the virtual machine loads. Once loaded, you may proceed to the lab section. This may take a few minutes, and the wait time will not be deducted from your overall test time.

When the Next button is available, click it to access the lab section. In this section, you will perform a set of tasks in a



live environment. While most functionality will be available to you as it would be in a live environment, some functionality

(e.g, copy and paste, ability to navigate to external websites) will not be possible by design.

Scoring is based on the outcome of performing the tasks stated in the lab. In other words, it doesn't matter how you accomplish the task, if you successfully perform it, you will earn credit for that task.

Labs are not timed separately, and this exam may have more than one lab that you must complete. You can use as much time as you would like to complete each lab. But, you should manage your time appropriately to ensure that you are

able to complete the lab(s) and all other sections of the exam in the time provided.

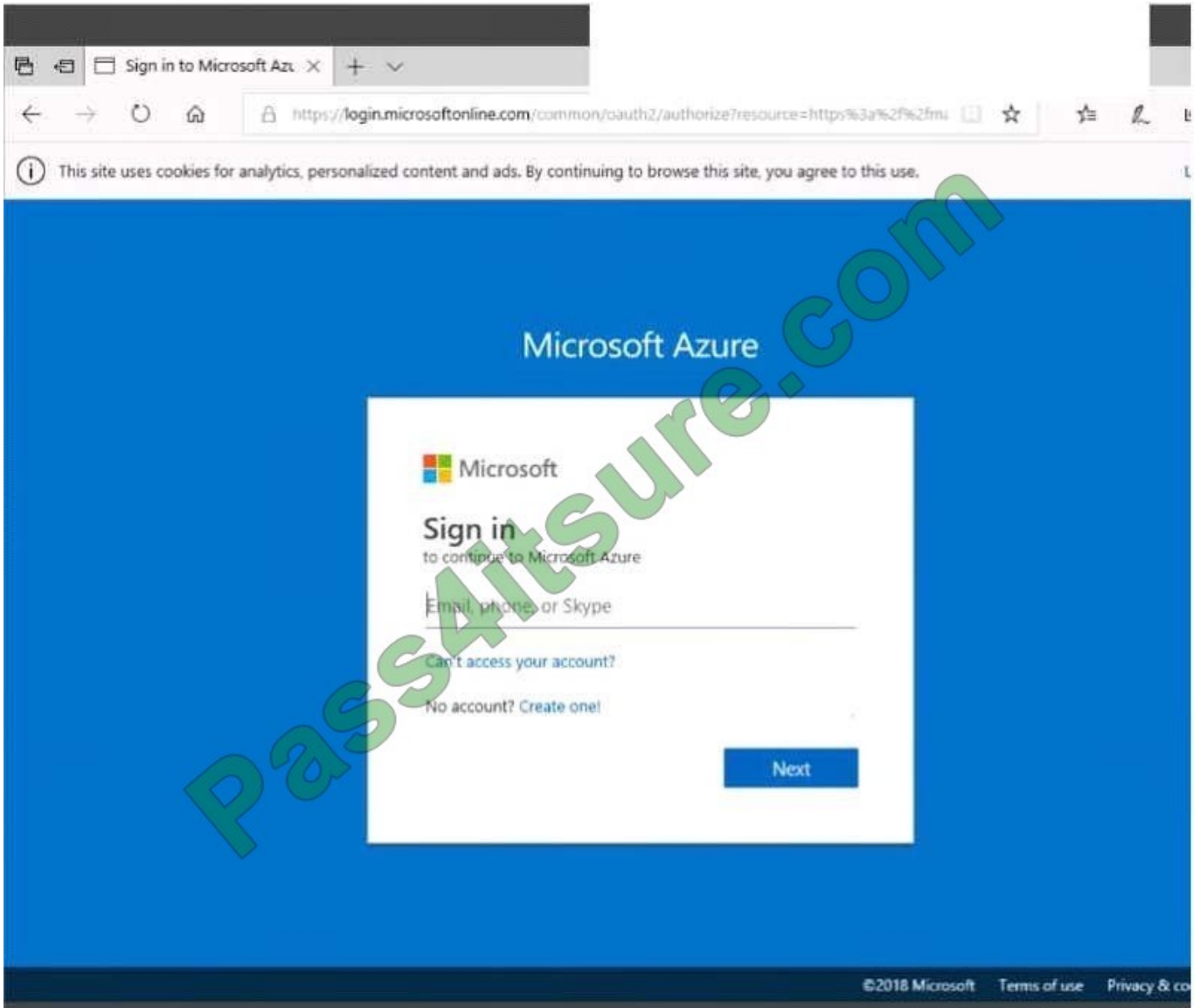
Please note that once you submit your work by clicking the Next button within a lab, you will NOT be able to return to the lab.

You may now click next to proceed to the lab.

Use the following login credentials as needed:

Azure Username: XXXXXXXX

Azure Password: XXXXXXXX The following information is for technical support purposes only: Lab Instance: 9172796



- Instructions
- Comments
- Controls Available
- Keyboard Shortcuts Available

Tasks

Click to expand each objective

- Configure servers
 - Add the "Print and Document Services" role to server LON-SVRT, installing any required management features and enabling both Print and LPD Services.
- + Configure file and share access



Task 6

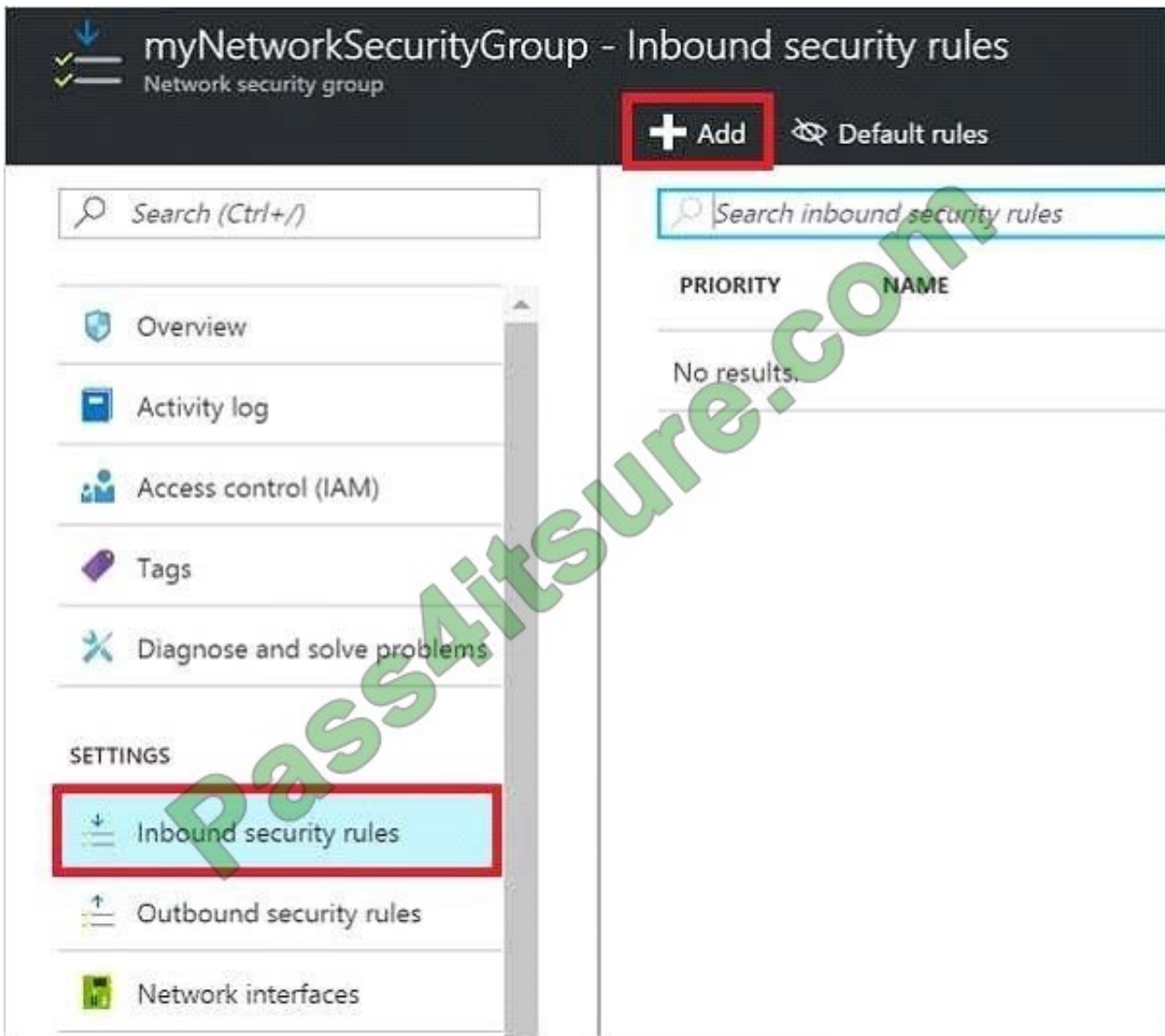
You need to allow RDP connections over TCP port 3389 to VM1 from the Internet. The solution must prevent connections from the Internet over all other TCP ports.

What should you do from the Azure portal?

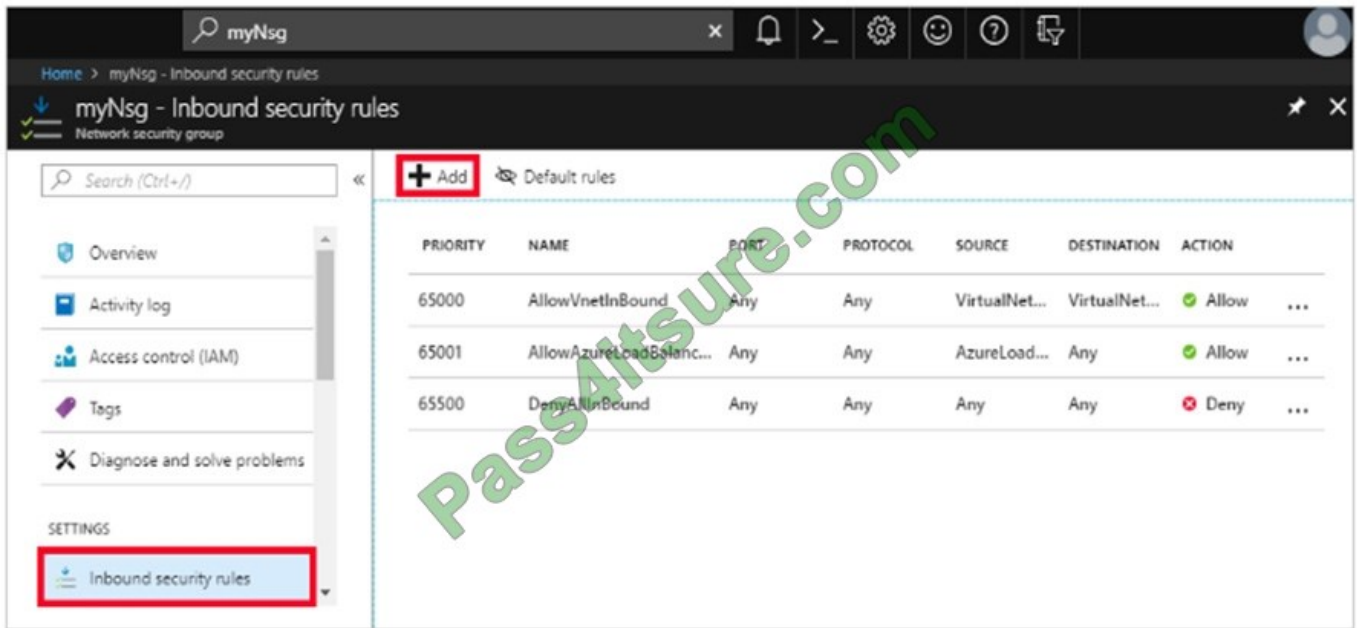
A. Answer: See solution below.

Correct Answer: A

Step 1: Create a new network security group Step 2: Select your new network security group.



Step 3: Select Inbound security rules, . Under Add inbound security rule, enter the following Destination: Select Network security group, and then select the security group you created previously. Destination port ranges: 3389 Protocol: Select TCP



References: <https://docs.microsoft.com/en-us/azure/virtual-network/tutorial-filter-network-traffic>

QUESTION 10

You plan to use the Azure Import/Export service to copy files to a storage account. Which two files should you create before you prepare the drives for the import job? Each correct answer presents part of the solution. NOTE: Each correct selection is worth one point.

- A. an XML manifest file
- B. a driveset CSV file
- C. a dataset CSV file
- D. a PowerShell PS1 file
- E. a JSON configuration file

Correct Answer: BC

B: Modify the driveset.csv file in the root folder where the tool resides.

C: Modify the dataset.csv file in the root folder where the tool resides. Depending on whether you want to import a file or folder or both, add entries in the dataset.csv file

References: <https://docs.microsoft.com/en-us/azure/storage/common/storage-import-export-data-to-files>

QUESTION 11

Note: This question is part of a series of questions that present the same scenario. Each question in the series contains a unique solution that might meet the stated goals. Some question sets might have more than one correct solution, while



others might not have a correct solution.

After you answer a question in this section, you will NOT be able to return to it. As a result, these questions will not appear in the review screen.

You manage a virtual network named VNet1 that is hosted in the West US Azure region. VNet1 hosts two virtual machines named VM1 and VM2 that run Windows Server. You need to inspect all the network traffic from VM1 to VM2 for a

period of three hours. Solution: From Azure Monitor, you create a metric on Network In and Network Out.

Does this meet the goal?

A. Yes

B. No

Correct Answer: B

You should use Azure Network Watcher.

References: <https://docs.microsoft.com/en-us/azure/network-watcher/network-watcher-monitoring-overview>

QUESTION 12

Your marketing team creates a new website that you must load balance for 99.99 percent availability.

You need to deploy and configure a solution for both machines in the Web-AS availability set to load balance the website over HTTP. The solution must use the load balancer your resource group. What should you do from the Azure portal?

A. Answer: See below.

Correct Answer: A

To distribute traffic to the VMs in the availability set, a back-end address pool contains the IP addresses of the virtual NICs that are connected to the load balancer. Create the back-end address pool to include the VMs in the availability set.

Step 1:

Select All resources on the left menu, and then select LoadBalancer from the resource list.

Step 2:

Under Settings, select Backend pools, and then select Add.

Step 3:

On the Add a backend pool page, select the Web-AS availability set, and then select OK:



Home > myLoadBalancer - Backend pools > Add backend pool

Add backend pool

myLoadBalancer

* Name
myBackendPool ✓

IP version
IPv4 IPv6

Associated to ⓘ
Availability set

Availability set ⓘ
myAvailabilitySet
number of virtual machines: 2

Target network IP configurations
Only VMs within the current availability set can be chosen. Once a VM is chosen, you can select a network IP configuration related to it.

Virtual machine: myVM1 Network IP configuration: myvm186/ipconfig1 (10.1.0.4)	🗑️
Virtual machine: myVM2 Network IP configuration: myvm2237/ipconfig1 (10.1.0.5)	🗑️

+ Add a target network IP configuration

OK

References: <https://docs.microsoft.com/en-us/azure/load-balancer/quickstart-create-basic-load-balancer-portal>



VCE & PDF

Pass4itSure.com

<https://www.pass4itsure.com/az-103.html>

2021 Latest pass4itsure AZ-103 PDF and VCE dumps Download

[Latest AZ-103 Dumps](#)

[AZ-103 Exam Questions](#)

[AZ-103 Braindumps](#)



To Read the [Whole Q&As](#), please purchase the [Complete Version](#) from [Our website](#).

Try our product !

100% Guaranteed Success

100% Money Back Guarantee

365 Days Free Update

Instant Download After Purchase

24x7 Customer Support

Average 99.9% Success Rate

More than 800,000 Satisfied Customers Worldwide

Multi-Platform capabilities - [Windows](#), [Mac](#), [Android](#), [iPhone](#), [iPod](#), [iPad](#), [Kindle](#)

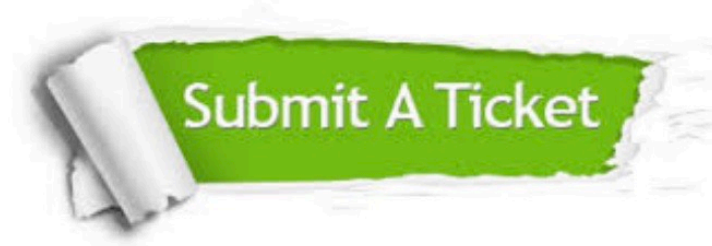
We provide exam PDF and VCE of Cisco, Microsoft, IBM, CompTIA, Oracle and other IT Certifications. You can view Vendor list of All Certification Exams offered:

<https://www.pass4itsure.com/allproducts>

Need Help

Please provide as much detail as possible so we can best assist you.

To update a previously submitted ticket:



 <p>One Year Free Update Free update is available within One Year after your purchase. After One Year, you will get 50% discounts for updating. And we are proud to boast a 24/7 efficient Customer Support system via Email.</p>	 <p>Money Back Guarantee To ensure that you are spending on quality products, we provide 100% money back guarantee for 30 days from the date of purchase.</p>	 <p>Security & Privacy We respect customer privacy. We use McAfee's security service to provide you with utmost security for your personal information & peace of mind.</p>
---	---	--

Any charges made through this site will appear as Global Simulators Limited.

All trademarks are the property of their respective owners.

Copyright © pass4itsure, All Rights Reserved.