

# 100% Money Back Guarantee

**Vendor:** Adobe


**Exam Code:** 9A0-350

**Exam Name:** Adobe InDesign CC Recertification Exam

**Version:** Demo

**QUESTION 1**

Click the Exhibit tab to see the exhibit.



You want to create a hanging indent, where the first line is set farther to the left than the rest of the paragraph. Which two options should you adjust? (Choose two.)

- A. A
- B. B
- C. C
- D. D

**Correct Answer:** BD

**QUESTION 2**

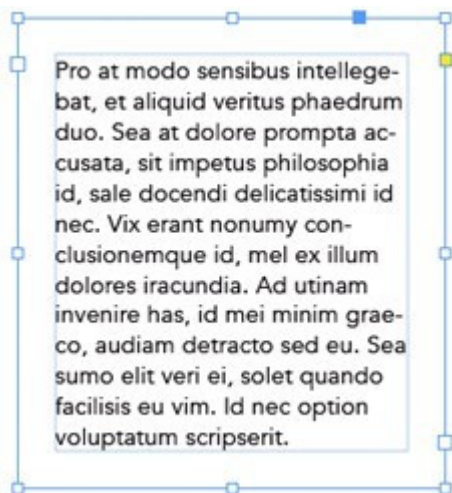
You are importing a Microsoft Word document. The paragraph styles in the Word document have different names than the styles in the InDesign document. How should you convert the Word styles to the corresponding InDesign styles so that the proper formatting is applied?

- A. After placing the Word document, select the styles in the Paragraph Styles panel, choose Redefine Style from the panel menu, then choose Load Paragraph styles from the panel menu.
- B. After placing the Word document, choose Edit > Find/Change and replace each Word style with the corresponding InDesign style.
- C. In the Place dialog box enable Show Import Options, and in the Import Options dialog box select Use InDesign Style Definition from the Paragraph Style Conflicts pop-up menu.
- D. In the Place dialog box enable Show Import Options, and in the Import Options dialog box click Customize Style Import and Style Mapping.

**Correct Answer:** B

**QUESTION 3**

Click the Exhibit tab to see the exhibit.




You want text to be kept away from all sides of a frame by the same amount, as shown in the exhibit. How should you do this?

- A. Select the frame, choose Object > Text Frame Options, then enter the same Inset Spacing value for Top, Bottom, Left, and Right.
- B. Select the frame, choose Layout > Margins and Columns, then enter the same Margins value for Top, Bottom, Left, and Right.
- C. Select the text, then in the Paragraph panel enter the same value for Left Indent, Right Indent, Space Before, and Space After.
- D. Select the text, then in the Text Wrap panel select Wrap Around Bounding Box and enter the same value for Top Offset, Bottom Offset, Left Offset, and Right Offset.

**Correct Answer:** A

#### QUESTION 4

Click the Exhibit tab to see the exhibit.



You have placed a colored frame over part of an image and set the blending mode of this frame to Multiply. In this exhibit, how would you describe what you see?

- A. The Ink Limit is on in the Separations panel and the red areas exceed maximum ink limits.
- B. Overprint Preview is on in the View menu and the red areas warn of overprinting exceptions.
- C. Proof Colors is on in the View menu and the red areas warn of colors that are out of gamut.
- D. Rasterized Complex Regions is selected in the Highlight menu of the Flattener Preview panel.

**Correct Answer:** A

#### QUESTION 5


Why would you want to use the Gradient panel instead of the Swatches panel when applying a gradient to a frame?

- A. You want to apply the gradient to a single word in a text frame.
- B. You want to use a radial gradient.
- C. You want to control the midpoint of the gradient.
- D. You want to control the angle of the gradient.

**Correct Answer:** C

#### QUESTION 6

Click the Exhibit tab to see the exhibit.



Fugia nimolo ..... 11/16  
 Platecu lparunt autae ..... 1/4  
 Consequiae con corepta ..... 1/16  
 Evelles magnien ..... 13/16

You want to set up tabular content as shown. Which option will let you align the fractions to the slash?

- A. A
- B. B
- C. C
- D. D

**Correct Answer:** D

**QUESTION 7**

You have an InDesign document with several linked PDF and AI files that contain spot color inks. When you export a PDF, the PDF also contains those spot color inks. You would like to convert all the spot color inks to CMYK. Which feature in InDesign lets you do this?

- A. Object > Image Color Settings
- B. Link Options in the Links panel menu
- C. Ink Manager in the Swatches panel menu
- D. Swatch Options in the Swatches panel menu
- E. Edit > Color Settings

**Correct Answer:** E

**QUESTION 8**

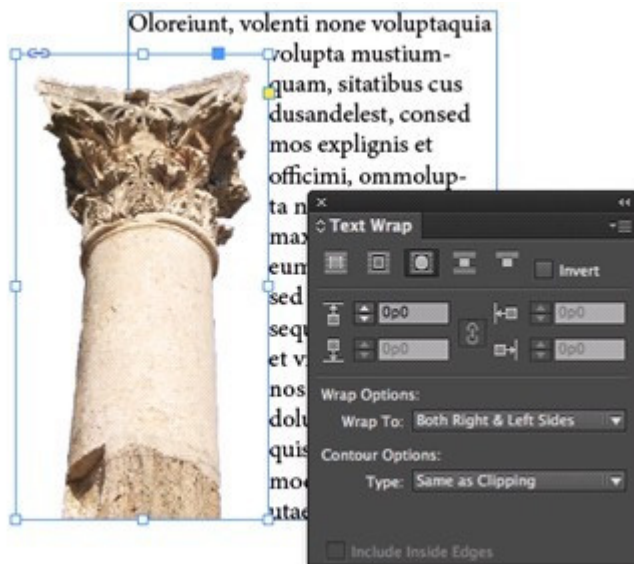
You are creating a PDF document that will be viewed on iOS and Android tablet devices. Which interactive feature is most likely to work correctly when viewed on these devices?

- A. Multi-State Objects
- B. Buttons
- C. Hyperlinks
- D. Video

**Correct Answer:** A

**QUESTION 9**

Click the Exhibit tab to see the exhibit.



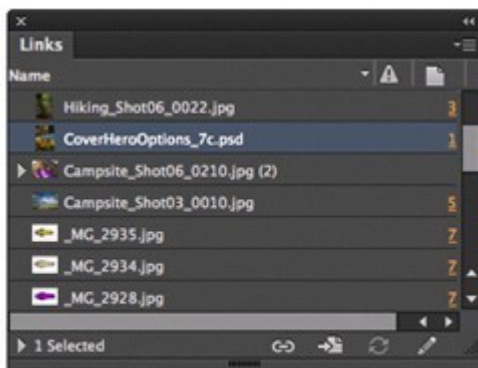
You want to wrap text around the irregular outline of this transparent Photoshop PSD image. In the Text Wrap panel, which option will wrap text around the shape most efficiently?

- A. Set the Contour Options Type pop-up menu to Alpha Channel
- B. Set the Wrap To pop-up menu to Image
- C. Set the Contour Options Type pop-up menu to Graphics Frame
- D. Enable the Include Inside Edges checkbox

**Correct Answer:** D

**QUESTION 10**

Click the Exhibit tab to see the exhibit.



A B C D

You have selected a placed Adobe Illustrator graphic because you want to edit the original file by starting Illustrator from InDesign. Which button should you click?

- A. A
- B. B
- C. C
- D. D

**Correct Answer:** B

**QUESTION 11**

Click the Exhibit tab to see the exhibit.

To Read the [Whole Q&As](#), please purchase the [Complete Version](#) from [Our website](#).

# Trying our product !

- ★ **100%** Guaranteed Success
- ★ **100%** Money Back Guarantee
- ★ **365 Days** Free Update
- ★ **Instant Download** After Purchase
- ★ **24x7** Customer Support
- ★ Average **99.9%** Success Rate
- ★ More than **69,000** Satisfied Customers Worldwide
- ★ Multi-Platform capabilities - **Windows, Mac, Android, iPhone, iPod, iPad, Kindle**

## Need Help

Please provide as much detail as possible so we can best assist you.

To update a previously submitted ticket:



 <p><b>One Year Free Update</b> Free update is available within One Year after your purchase. After One Year, you will get 50% discounts for updating. And we are proud to boast a 24/7 efficient Customer Support system via Email.</p>	 <p><b>Money Back Guarantee</b> To ensure that you are spending on quality products, we provide 100% money back guarantee for 30 days from the date of purchase.</p>	 <p><b>Security &amp; Privacy</b> We respect customer privacy. We use McAfee's security service to provide you with utmost security for your personal information &amp; peace of mind.</p>
---	---	--

## Guarantee & Policy | Privacy & Policy | Terms & Conditions

Any charges made through this site will appear as Global Simulators Limited.

All trademarks are the property of their respective owners.