



70-488^{Q&As}

Developing Microsoft SharePoint Server 2013 Core Solutions

Pass Microsoft 70-488 Exam with 100% Guarantee

Free Download Real Questions & Answers **PDF** and **VCE** file from:

<https://www.pass4itsure.com/70-488.html>

100% Passing Guarantee
100% Money Back Assurance

Following Questions and Answers are all new published by Microsoft
Official Exam Center

-  **Instant Download** After Purchase
-  **100% Money Back** Guarantee
-  **365 Days** Free Update
-  **800,000+** Satisfied Customers



**QUESTION 1**

You need to meet the requirements for data storage for the CourierMobile app and the CloudManager app.

Which technologies should you use? (Each correct answer presents part of the solution. Choose all that apply.)

- A. Windows Azure SQL Database
- B. SharePoint content database
- C. Secure Store
- D. SQL Server Express LocalDB
- E. SharePoint list

Correct Answer: AD

A: SQL Azure in the cloud.

D: LocalDB is a lightweight version of Express that has the same programmability features, but it runs in user mode and has a fast, zero-configuration installation and a short list of prerequisites.

From scenario:

*

CourierMobile App

The CourierMobile app must be able to capture more than 30 million data points of location data daily as they occur and upload the location data to the cloud when connected to the Internet.

*

Cloudmanager App

/ The CloudManager app must elastically scale to capture courier location data as the number of bicycle couriers increases or decreases.

/ The CloudManager app must process bicycle courier location data from a data store capable of storing more than 30 million items.

QUESTION 2

You need to create a set of workflows for a company.

The tool that creates the workflows has the following requirements:

The tool should allow for rapid development.

The tool should have the ability to deploy the workflow to SharePoint.

A workflow that is designed for one list or library should be re-usable by another list or library.



The designer should be able to create the workflow by using a graphical interface without the need to write code.

You need to recommend a tool for creating the workflows.

Which tool would you recommend?

A.

SharePoint Designer

B.

Visio

C.

Napa

D.

InfoPath

Correct Answer: A

To create a workflow based on the SharePoint 2013 Workflow platform

1.

Click the Workflows node in the Navigation pane.

2.

Click the List Workflow drop-down in the New section of the ribbon, as shown in the figure.

3.

Select the list that you want to associate with the new workflow.

4.

On the Create List Workflow dialog box, enter a name and description for the workflow and then make sure that the Platform Type is set to SharePoint 2013 Workflow, as shown in the figure.

5. Click OK to create the workflow. Now that the workflow is created, you can add Actions, Conditions, Stages, Steps, and Loops to build your workflow. These workflow components are available in the ribbon of SharePoint Designer 2013, as shown in the figure. Incorrect:

Not C: Napa does not support Workflow design through a graphical interface. Reference: Creating a workflow by using SharePoint Designer 2013 and the SharePoint 2013 Workflow platform <https://msdn.microsoft.com/en-us/library/office/jj554671.aspx>

QUESTION 3

DRAG DROP



You administer the SharePoint environment for a company. You create a SharePoint application to manage budgets and expenses. The application requires access to all site collections and resources.

You need to package and publish the budget and expenses app.

Which four actions should you perform in sequence? To answer, move the appropriate actions from the list of actions to the answer area and arrange them in the correct order.

Select and Place:

Actions	Answer Area
Register the application with Azure Access Control Service.	
Publish the remote app component, and install the app component to SharePoint.	
Register the application with the SharePoint farm's App Management Service.	
Add the certificate serial number to the application's web.config and TokenHelper files.	
Configure the remote web server with a trusted certificate.	

Correct Answer:

Actions	Answer Area
Register the application with Azure Access Control Service.	Register the application with the SharePoint farm's App Management Service.
	Configure the remote web server with a trusted certificate.
	Add the certificate serial number to the application's web.config and TokenHelper files.
	Publish the remote app component, and install the app component to SharePoint.

Step1: Before you can publish the app, it has to be registered with the SharePoint farm's app management service.
Step 2: Configure the remote web server with the certificate
Step 3: Configure SharePoint to use the certificate
Step 4: Use the Visual Studio wizards to package your remote web application and app for SharePoint for publishing

Reference: Package and publish high-trust apps for SharePoint 2013 <https://msdn.microsoft.com/en-us/library/office/jj860570.aspx>

QUESTION 4

You must select an app model to deploy apps to an Office 365 small business tenant. The business logic of the apps is located in a remote web application.



What should you do?

- A. Create a SharePoint-hosted app. Implement the business logic by using JavaScript.
- B. Develop provider-hosted apps and integrate data sources with the business logic by using OData.
- C. Deploy the business logic to the host web by using a Full Trust SharePoint solution.
- D. Develop an OData service provider infrastructure and publish the provider to the _layouts directory.

Correct Answer: B

Provider Hosted Application

Provider hosted apps are also a part of cloud hosting model, where app can be hosted on any remote web platform such as IIS server. And these apps are made available on deploying it on cloud i.e. using SharePoint online, Office365 site,

or windows azure in case of Auto hosting.

It interacts with SharePoint 2013 by using one of the SharePoint client object models or its REST/OData-based web service. Depending on the scenario it gains authorization to SharePoint data using either the SharePoint 2013

implementation of the OAuth standard or a JavaScript cross-domain library.

Note: Apps in SharePoint

SharePoint 2013 app model has three types of hosting model.

a.

SharePoint Hosted Application.

b.

Auto Hosted Application.

c.

Provider Hosted Application.

Incorrect:

Not C: When you use the full-trust execution model, you deploy your assemblies to the global assembly cache on each Web front-end server and application server in the server farm. The SharePoint Web application process loads the

assembly from the global assembly cache and your code runs with full trust--in other words, it runs without any code access security restrictions.

Reference: Step by step create provider hosted application using SharePoint 2013

QUESTION 5

Contoso, Ltd., uses SharePoint to manage projects and collaborate with a third-party contractor. The contractor stores employee account information in a MySQL database that the contractor manages.



You must grant the contractor access to certain SharePoint sites. You must not add the contractor's employees to the Contoso Active Directory Domain Services domain.

You need to implement a solution to authenticate the contractor's employees with SharePoint.

What should you do?

- A. Create an empty project as a sandboxed solution. Implement a custom claims provider.
- B. Create an empty project as a farm solution. Implement a custom claims provider.
- C. Create an empty project as a farm solution. Implement a custom membership provider.
- D. Create an empty project as a deployment solution. Implement a custom membership provider.

Correct Answer: B

We need to setup the web application to use claims authentication and then implement a custom membership provider.

Reference: Is it possible to store SharePoint users in a MySQL database?

<http://stackoverflow.com/questions/19119776/is-it-possible-to-store-sharepoint-users-in-a-mysql-database>

QUESTION 6

DRAG DROP

You need to ensure that all of the solutions are deployed in the correct order.

You have the following code:

```
<?xml version="1.0" encoding="utf-8"?>
<Solution xmlns="http://schemas.microsoft.com/sharepoint/">
  <Target 1>
    <Target 2
      Target 3="5ddead15-b99c-4948-bda0-ad1fa6970f9f"
      Target 4="Target 5.wsp"/>
    </Target 6>
  </Solution>
```

Which code segments should you include in Target 1, Target 2, Target 3, Target 4, Target 5 and Target 6 to complete the code? (To answer, drag the appropriate code segments to the correct targets in the answer area. Each code segment may be used once, more than once, or not at all. You may need to drag the split bar between panes or scroll to view content.)

Select and Place:



Code Segments	Answer Area
<input type="text" value="Id"/>	Target 1: <input type="text" value="Code Segment"/>
<input type="text" value="Name"/>	Target 2: <input type="text" value="Code Segment"/>
<input type="text" value="SolutionId"/>	Target 3: <input type="text" value="Code Segment"/>
<input type="text" value="SolutionName"/>	Target 4: <input type="text" value="Code Segment"/>
<input type="text" value="SolutionDependency"/>	Target 5: <input type="text" value="Code Segment"/>
<input type="text" value="SolutionDependencies"/>	Target 6: <input type="text" value="Code Segment"/>
<input type="text" value="ActivationDependency"/>	
<input type="text" value="ActivationDependencies"/>	
<input type="text" value="Litware.Intranet.Core"/>	
<input type="text" value="Litware.Intranet.Templates"/>	

Correct Answer:



Code Segments	Answer Area
Id	Target 1: ActivationDependencies
Name	Target 2: ActivationDependency
SolutionId	Target 3: SolutionId
SolutionName	Target 4: SolutionName
SolutionDependency	Target 5: Litware.Intranet.Core
SolutionDependencies	Target 6: ActivationDependencies
ActivationDependency	
ActivationDependencies	
Litware.Intranet.Core	
Litware.Intranet.Templates	

Scenario: Deployment of the package containing the Litware web templates Lit-ware.Intranet.Templates.wsp must be prevented if the core package (Target 5) is not deployed in order to prevent deployment errors and eventually damage on the site structure itself.

* (Target1, Target 6) ActivationDependencies Element (Feature)

Specifies a list of features on which the activation of the current feature depends.

Child element: ActivationDependency

* (Target 2) ActivationDependency

Specifies the activation dependencies for a solution.

Syntax:

SolutionId

Required string. Specifies the solution ID of the dependency.

Reference: ActivationDependencies Element (Feature); ActivationDependency Element (Solution)



QUESTION 7

DRAG DROP

You need to apply the Design Package to all of the required sites.

How should you complete the relevant code? (To answer, drag the appropriate code segments to the correct location or locations in the answer area. Each code segment may be used once, more than once, or not at all. You may need to

drag the split bar between panes or scroll to view content.)

Select and Place:

The screenshot shows a drag-and-drop interface. On the left, there is a list of code segments: LitwareIncTemplate#0, OSRV#0, FeatureTemplate, FeatureTemplateStapler, BLANKINTERNET#0, WTLitwareTeamSite, litware.teamsite.wt_ID, FeatureWebTemplateAssociation, and FeatureSiteTemplateAssociation. On the right, the 'Answer Area' contains XML code: `<?xml version="1.0" encoding="utf-8"?>`, `<Elements xmlns="https://schemas.microsoft.com/sharepoint/">`, `<`, an empty input field, `Id="16111c070-8e74-4554-aa03-4373a812e5ac"`, `TemplateName="`, another empty input field, `" />`, and `</Elements>`. A watermark 'www.Pass4itSure.com' is visible across the image.

Correct Answer:

The screenshot shows the same interface as above, but with the correct answer placed. The first empty input field in the XML code now contains 'FeatureSiteTemplateAssociation' and the second empty input field contains 'BLANKINTERNET#0'. A watermark 'www.Pass4itSure.com' is visible across the image.



Box 1: FeatureSiteTemplateAssociation

FeatureSiteTemplateAssociation Element associates the specified Features with the specified site definition configuration so that when Web sites are provisioned, the Features are automatically included.

Box 2: BLANKINTERNET#0

Site template BLANKINTERNET#0:

Publishing sub-sites can be created under this site. A Document and Picture Library are included for storing Web publishing assets.

Reference: FeatureSiteTemplateAssociation Element (FeatureSiteTemplateAssociation); SharePoint 2010: Default Site Templates

QUESTION 8

You need to configure the credential store for the app.

Which properties should you configure? (Each correct answer presents part of the solution. Choose all that apply.)

- A. Pin
- B. Windows Password
- C. Windows User Name
- D. Password
- E. User Name

Correct Answer: DE

From scenario:

*

A client asks you to create a basic task tracking app for SharePoint. The app will be hosted remotely

*

Remote users will authenticate to the app by using a username and password.

QUESTION 9

A company uses SharePoint team sites for their projects, which last for a month.

At the end of every month the project site must be archived and moved to a backup web application. The company plans to create a timer job.

You need to write custom code that will move the site from the production web application to the archived web application.



Which method of the timer job should you override?

- A. RunNow
- B. Execute
- C. Update
- D. Provision

Correct Answer: B

Execute

Executes the job definition on the local machine and is intended to be used only by the timer service.

Note: After you create the constructors, you must override the Execute method of the SPJobDefinition class and replace the code in that method with the code that your job requires.

Incorrect:

A: RunNow

Schedules the job for immediate execution.

C: SPJobDefinition.Update method

Causes the job definition to save its state and propagate changes to all machines in the farm.

D: Provision

Makes the changes to the local server that are needed before the object can be used.

Reference: [Creating Timer Jobs in SharePoint 2010 that Target Specific Services](#)

QUESTION 10

HOTSPOT

A company's IT department implements a Help Desk Ticketing system that involves workflow development by using SharePoint Designer and InfoPath. The Help Desk Ticket workflow involves multiple steps and tasks that have serial approvals of multiple users and groups with custom task email messages.

The Approver accidentally rejects a workflow step, and the workflow has stopped. The Approver then corrects the step.

You need to continue the workflow to reflect the updated approval.

Which activity should you use? (To answer, select the appropriate action from the list of actions in the answer area.)

Hot Area:



Set Workflow Status

Set Workflow Variable

List Actions

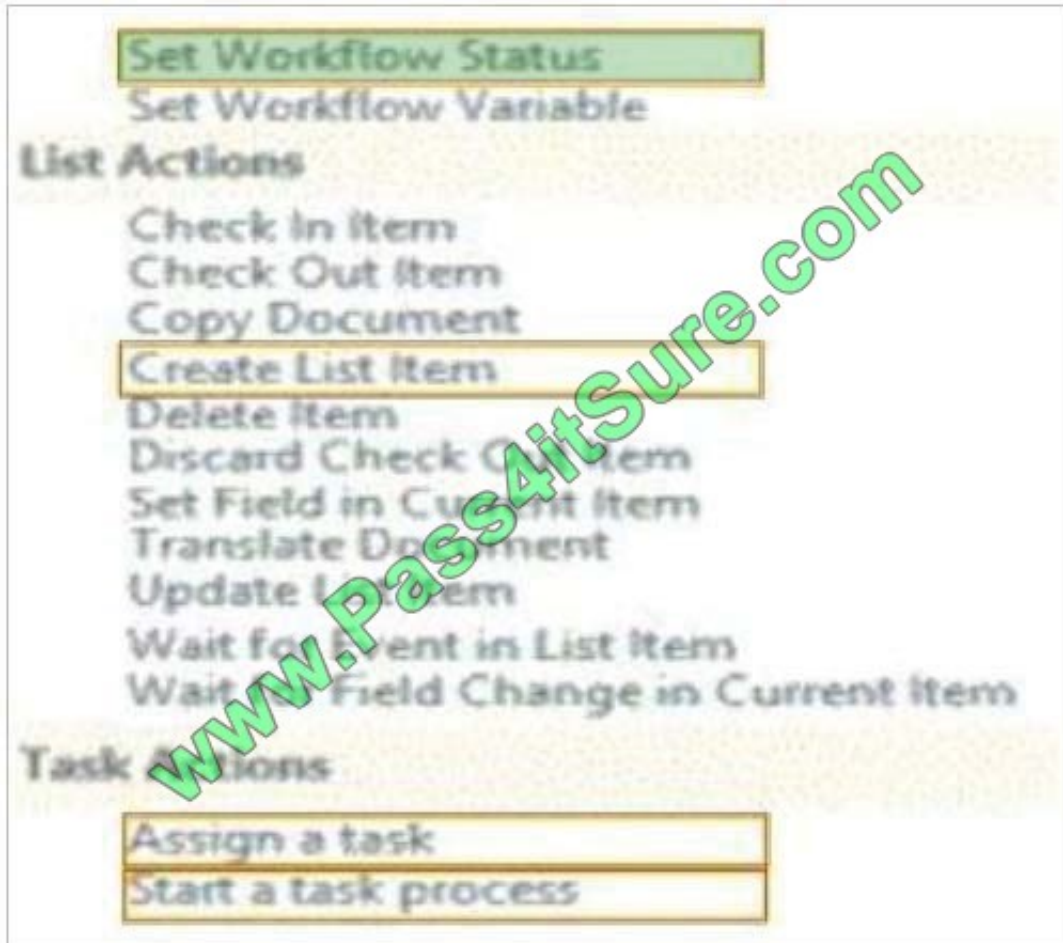
- Check In Item
- Check Out Item
- Copy Document
- Create List Item
- Delete Item
- Discard Check Out Item
- Set Field in Current Item
- Translate Document
- Update List Item
- Wait for Event in List Item
- Wait for Field Change in Current Item

Task Actions

- Assign a task
- Start a task process

www.Pass4itSure.com

Correct Answer:



* Set Workflow Status

There is an action to Set Workflow Status under Core Actions, in both SharePoint 2013 Workflow platform and SharePoint 2010 Workflow platform.

Reference: How to set Approval Status to approve\reject after approve\reject the request in SharePoint Online 2013 Designer Workflow?

QUESTION 11

You need to ensure that the CourierMobile app determines whether the franchisee owns the account.

What should you do?

- A. Use OAuth and App only security. Request the Read right from the `http://sharepoint/content/sitecollection/web/list` scope URI.
- B. Use OAuth and App+User security. Request the Read right from the `http://sharepoint/content/sitecollection` scope URI.
- C. Use `SPSecurity.RunWithElevatedPrivileges` to connect to SharePoint and read from the Accounts list in the site collection.
- D. Use the SharePoint user credentials of the bicycle messenger to connect to SharePoint and read from the Accounts



list in the site collection.

Correct Answer: B

*

SharePoint users three types of authorization policies. The user-only policy requires only that the call to SharePoint include an authenticated user identity. The app-only policy requires only that the call include only an authenticated app identity. The user+app policy requires that the call include both kinds of authenticated identities.

*

You may have already heard that OAuth 2.0 plays an important role in the authentication and authorization of apps for SharePoint. It does, but it is not necessarily a part of the authorization story for every app for SharePoint. If you plan to build an app for SharePoint that runs in a remote web application and communicates back to SharePoint using server-side code, you will need to use OAuth.

Scenario:

*

The CourierMobile app must be able to connect to the SharePoint Customers list and verify whether the account belongs to the franchisee to avoid pickups or deliveries to customers that do not belong to the franchisee. When the CourierMobile app accesses the Customers list, it must only read its contents with the minimum permissions necessary.

*

Margie's Travel provides an API to enable external developers to authenticate by using OAuth and claims-based authentication. Many couriers are members of Margie's Travel

Reference: Authorization and authentication of apps for SharePoint 2013

QUESTION 12

HOTSPOT


A web application that listens on port 80 has been created for Internet users to access your company's SharePoint site. The web application uses claims-based authentication.

Users report that they are prompted for credentials when they access the site in their browser.

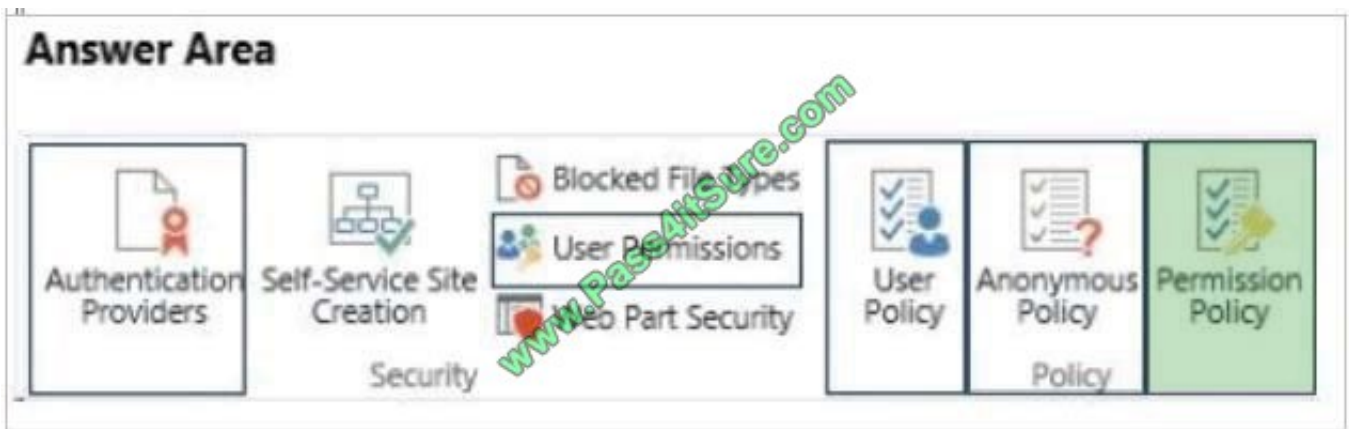
You need to enable anonymous access.

On the Manage web applications page in Central Administration, which option should you select? (To answer, select the appropriate menu item in the answer area.)

Hot Area:



Correct Answer:



* Permission Policy

On the SharePoint Central Administration website, in the Application Management section, click Manage web applications.

Click to highlight the web application whose permission policy that you want to manage.

In the Policy group of the ribbon, click Anonymous Policy.

In the Anonymous Access Restrictions dialog box, in the Zone list, click the zone for which you want the policy to apply.

In the Permissions section, select the permission policy that you want anonymous users to have, and then click Save.

[Latest 70-488 Dumps](#)

[70-488 Practice Test](#)

[70-488 Exam Questions](#)



To Read the [Whole Q&As](#), please purchase the [Complete Version](#) from [Our website](#).

Try our product !

100% Guaranteed Success

100% Money Back Guarantee

365 Days Free Update

Instant Download After Purchase

24x7 Customer Support

Average 99.9% Success Rate

More than 800,000 Satisfied Customers Worldwide

Multi-Platform capabilities - [Windows](#), [Mac](#), [Android](#), [iPhone](#), [iPod](#), [iPad](#), [Kindle](#)

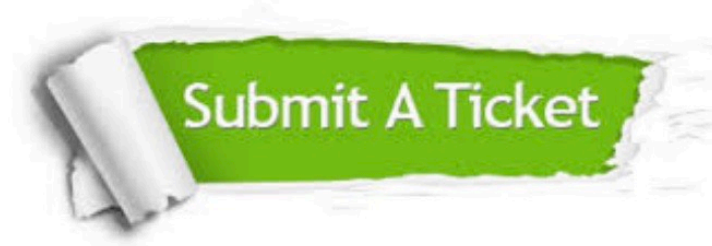
We provide exam PDF and VCE of Cisco, Microsoft, IBM, CompTIA, Oracle and other IT Certifications. You can view Vendor list of All Certification Exams offered:

<https://www.pass4itsure.com/allproducts>

Need Help

Please provide as much detail as possible so we can best assist you.

To update a previously submitted ticket:



 <p>One Year Free Update Free update is available within One Year after your purchase. After One Year, you will get 50% discounts for updating. And we are proud to boast a 24/7 efficient Customer Support system via Email.</p>	 <p>Money Back Guarantee To ensure that you are spending on quality products, we provide 100% money back guarantee for 30 days from the date of purchase.</p>	 <p>Security & Privacy We respect customer privacy. We use McAfee's security service to provide you with utmost security for your personal information & peace of mind.</p>
---	---	--

Any charges made through this site will appear as Global Simulators Limited.

All trademarks are the property of their respective owners.

Copyright © pass4itsure, All Rights Reserved.