



# 1Z0-567<sup>Q&As</sup>

Primavera P6 Enterprise Project Portfolio Management 8 Essentials

## Pass Oracle 1Z0-567 Exam with 100% Guarantee

Free Download Real Questions & Answers **PDF** and **VCE** file from:

<https://www.pass4itsure.com/1z0-567.html>

100% Passing Guarantee  
100% Money Back Assurance

Following Questions and Answers are all new published by Oracle  
Official Exam Center

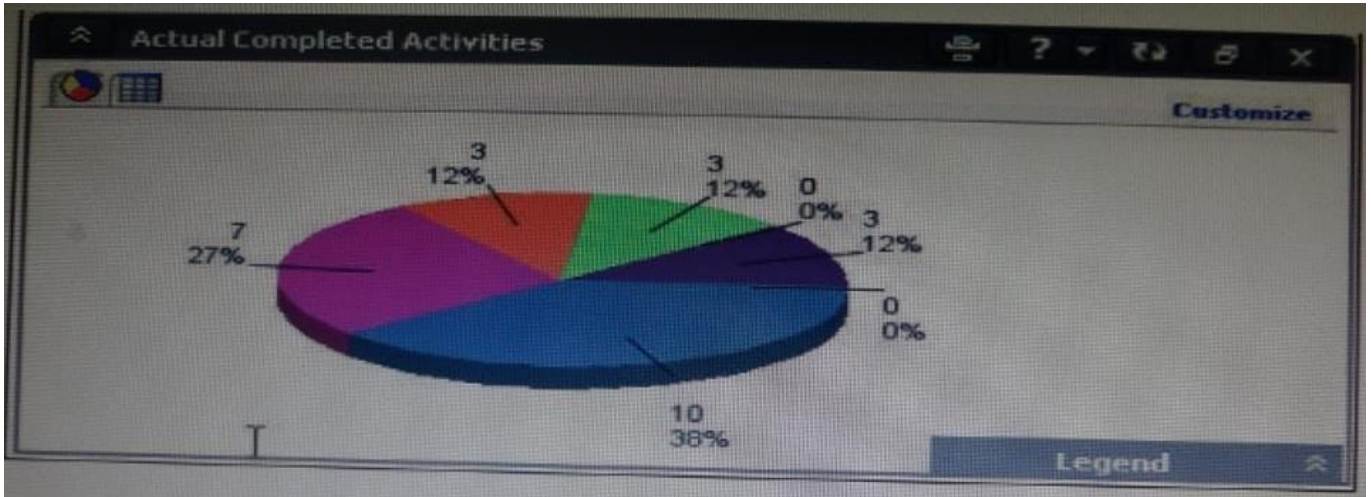
-  **Instant Download** After Purchase
-  **100% Money Back** Guarantee
-  **365 Days** Free Update
-  **800,000+** Satisfied Customers





### QUESTION 1

Identify this window.



- A. Portfolio
- B. Portfolio view
- C. Dashboard
- D. Project statistics

Correct Answer: B

Explanation:

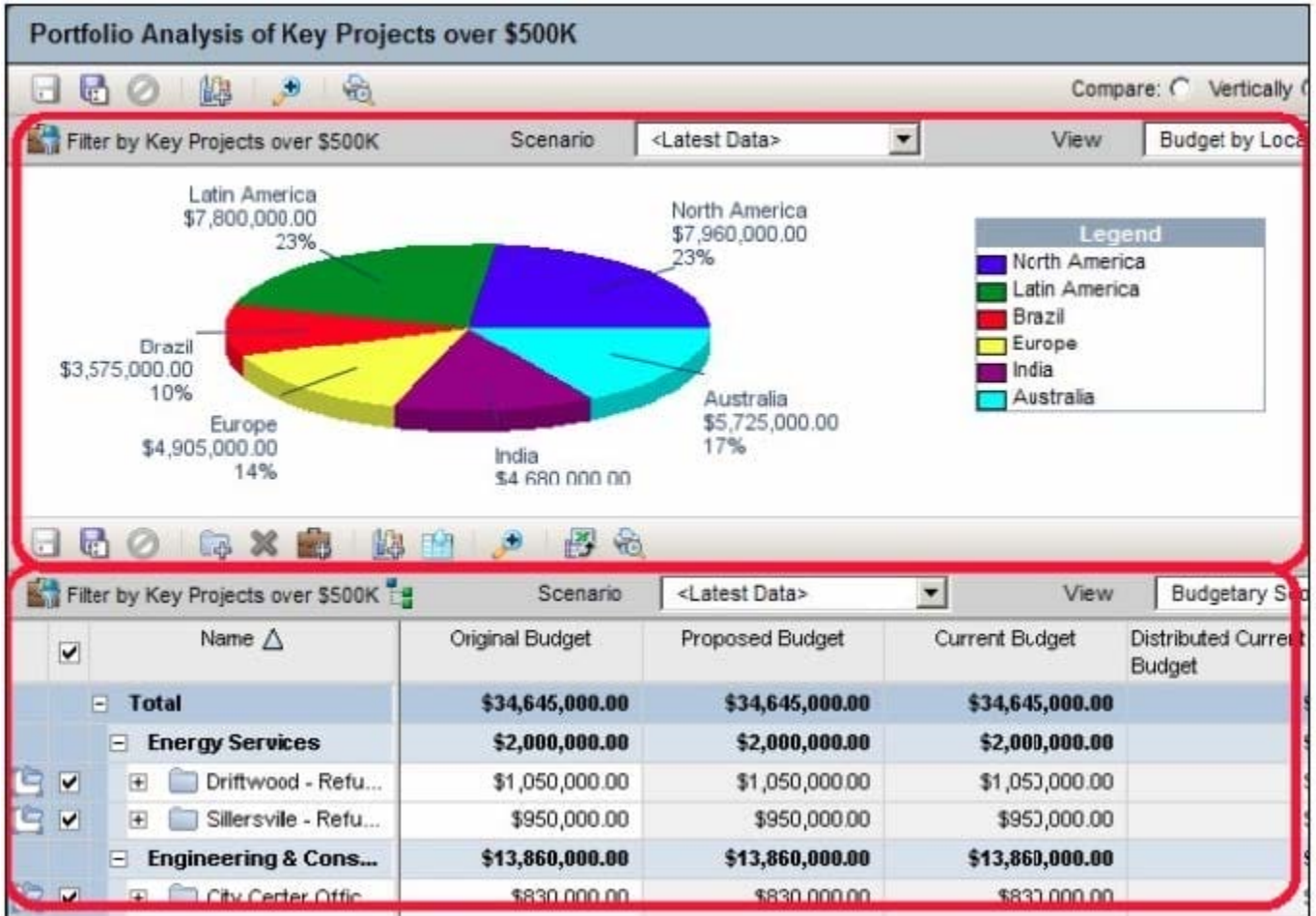
When you choose or create a portfolio, it opens in an analysis view. P6 keeps track of which view you were last using with each portfolio and by default always

opens that last view for each portfolio.

An analysis view consists of two screens showing portfolio data. The screens can be oriented horizontally or vertically.

Also, note that in analysis view there are always exactly two screens displayed.

Example:



## QUESTION 2

You are a portfolio manager looking for a new portfolio that you manually created for your own use. You have clicked the Group By drop-down list in Portfolios.

What option would you select to quickly find your portfolio?

- A. Global Portfolio
- B. Global filtered Portfolio
- C. User Portfolio
- D. User Filtered Portfolio

Correct Answer: D

Explanation:

Use a filter to display the most recently created portfolios.

## QUESTION 3



You are creating a new portfolio scenario. You are attempting to save it for all users, but the selection is unavailable (grayed out).

What is the cause?

- A. You have insufficient global security privileges.
- B. You have Insufficient project security privileges.
- C. You have insufficient portfolio security privileges.
- D. You have insufficient user security privileges.

Correct Answer: A

Explanation:

Global profiles:

Define a user's access to application-wide information and settings, such as the enterprise project structure (EPS), resources, roles, and cost accounts. Each user

must be assigned a global profile.

Incorrect answers:

B: Project profiles Define a user's access to project-specific information. It is not required that each user be assigned a project profile; however, users cannot access projects unless they are assigned: a project profile, the global profile Admin Superuser, as a resource assignment when they are a project owner, or as a resource assignment when they have Team Member module access.

Reference; P6 EPPM Administrator's Guide, Security Concepts in P6 EPPM

---

#### QUESTION 4

The Open Requests for Resource's portlet lists unstaffed assignments involving roles on the selected role team. Identify two ways that the portlet display can be organized.

- A. Role by Project
- B. Role by Resource
- C. Project by Role
- D. Resource by Project
- E. Resource by Role

Correct Answer: AC

Explanation:

This portlet has a number of customizations. The first choice to be made is to show open assignments on all projects or just those within the filter for this



dashboard. The Organize field allows a user to define how the listed open assignments are sorted and shown. The drop-down list offers views where open

assignments are shown as:

\*

Roles with open assignments project by project (A)

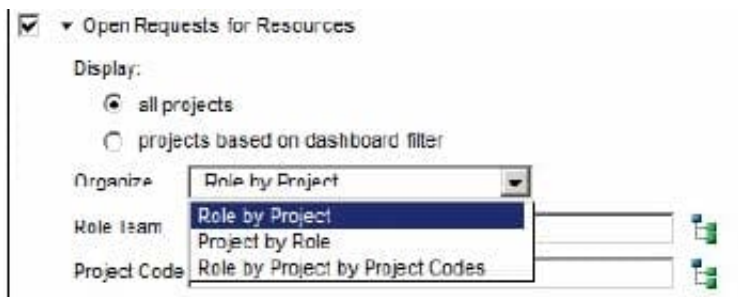
\*

Projects with open assignments role by role (C)

\*

Roles with open assignments, sorted by project, and sub-sorted by project codes

See figure below:



Note: The Open Requests for Resources portlet allows users to show which activities on projects have only a role (that is, engineer) assigned and need a resource (that is, David Jackson) assigned by their Manager.

Note 2: A variety of pre-defined portlets come with P6.

## QUESTION 5

You are an executive that wants to review portfolio data for a high-risk/high-priority group of projects. You go to Portfolios in Primavera P6 Web. However, the data shown is not the correct portfolio. What should you do to correct this problem?

- A. Manage the desired portfolio.
- B. Open the desired portfolio.
- C. Filter the portfolio in a dashboard.
- D. Create a user portfolio view.

Correct Answer: C

Explanation:



### QUESTION 6

Identify this icon:



- A. Customize Columns in the View
- B. Customize Tabs in the Details
- C. Customize GANTT Chart Options
- D. Customize and Save View

Correct Answer: C

Explanation:

See 3) below for the use of the Gantt Chart Options button.



Customizing the Resources Assignments Gantt Chart Bars Customize the settings for the Gantt chart view on the Resources Assignments page. You can set

features for up to three bars per assignment.

To customize the resource assignments Gantt chart bars:

- 1) Click Resources.
- 2) On the Resources navigation bar, click Assignments.
- 3) On the Assignments page, click View and choose:



Gantt Chart Options.

---

### QUESTION 7

By default, a role's limit is determined by\_\_\_\_\_.

- A. the manually entered value on the Limit tab in the Role Dictionary
- B. the combined limit of all resources assigned to the role



- C. the combined limit of all primary resources assigned to the role
- D. the combined limit of all primary resources assigned to a project

Correct Answer: A

Explanation:

By default, role limits are calculated based on the limit defined for each role's primary resource, which may not accurately reflect a role's planned allocation.

Reference; Oracle Primavera P6 Project Management, Reference Manual, Define role limits

---

### QUESTION 8

An activity is to be completed within a fixed time period and the total effort is also fixed. What duration type should be used?

- A. Fixed Units
- B. Fixed Duration and Units/Time
- C. Fixed Units/Time
- D. Fixed Duration and Units

Correct Answer: D

Explanation:

For Fixed Duration and Units, the duration and units remain constant as the units/time are changed. Use this duration type when the activity must be completed

within a fixed time period and the total amount of work is fixed.

---

### QUESTION 9

You are in a governance organization that has established a project management methodology with work product and document requirements that must be included in every project. You are doing an audit prior to a gate review for a specific project. You are fairly certain that the project manager and project are in compliance with these requirements, but you cannot see the required work products and documents in the project workspace. How can you solve this problem?

- A. Go to Activities and search for the Work Products and Documents by using an Activity view.
- B. Go to a dashboard and look for the Work Products and Documents in a portlet.
- C. Create a global activity code for required Work Products and Documents to call out activities.
- D. Go to the Project section and click Work Products and Documents to view the portlet.

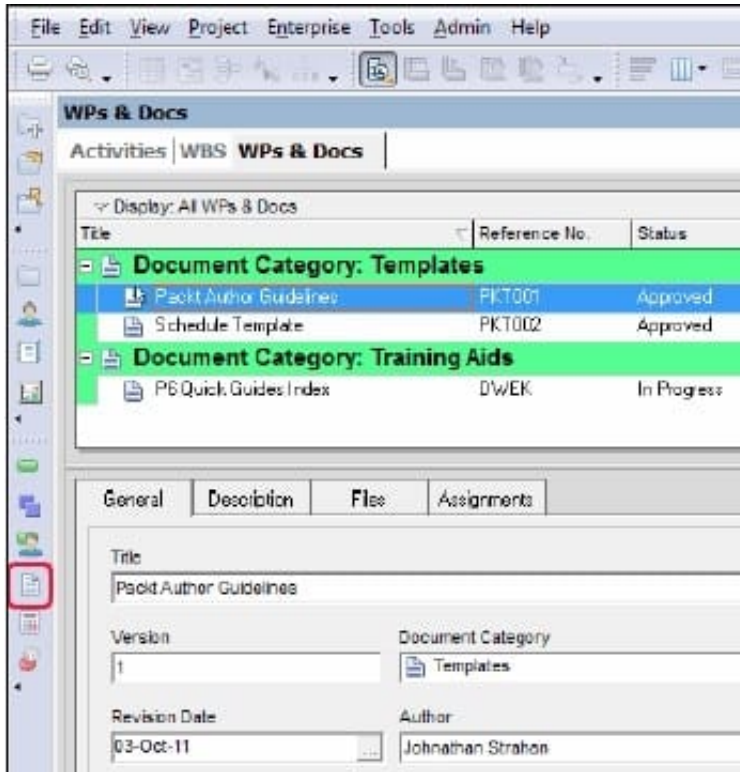
Correct Answer: D



Explanation:

Before you can assign WPs and Docs, you must create them at the project level. On the left-hand toolbar, click on the icon to open up the WPs and Docs window

The WPs and Docs window is shown in the following screenshot:



Here you can add new documents to your project and categorize them. Note: Work Products and Documents (WPs and Docs) allows you to provide documentation for the project. Examples include material safety data sheets, punch lists, specifications, project manager notes and reports, product guides, and more. To add a document, choose Assign, and select the appropriate document. You may

## QUESTION 10

You are an application administrator that has been asked to create a portfolio for an executive. You create the portfolio and have the user test to see whether it meets requirements. However there are a couple of projects that are missing. You look for the portfolio, but it is no longer visible to you. What is the cause of this problem?

- A. The global filters for the portfolio must be refreshed.
- B. You do not have read/write access to the portfolio.
- C. You created it for one user, and you are not that user.
- D. The projects were deleted in error.

Correct Answer: C

Explanation:



**QUESTION 11**

You are a program manager for a group of 10+ projects. You actually have a dedicated node for each program, and your owned projects reside under each node. Each program has its own unique requirements for viewing activity data.

You do not want to ask for activity codes that would be visible to the entire organization. Which activity coding solution would serve the needs of the project managers in your programs?

- A. Create global activity codes.
- B. Create user activity codes.
- C. Create project activity codes.
- D. Create EPS activity codes.

Correct Answer: D

Explanation:

EPS activity codes can be used only in projects that belong to a specified EPS, including its subordinate EPS nodes, if any.

Note:

\*

An activity code can be designated as one of three types: Global, EPS, or project.

\*

Activity Codes can be defined through the Administer | Enterprise Data dialog, where they can be set at the Global, EPS, and Project level. Activity codes help to sort, filter, and group activities.

\*

Some data can be stored either at the enterprise level, or at the project level. One such example is activity codes. Some activity codes may be enterprise, perhaps CSI codes to identify the type of work. Others, such as the specific floor in a multi-story construction, are particular to one project and meaningless in others.

References:

---

**QUESTION 12**

Identify two ways of quickly creating templates.

- A. Create a template from an existing project.
- B. Copy/paste existing project into templates node.
- C. User Project Architect to modify templates.
- D. Create complexity formulas to modify templates.



E. Base a new template on an existing template.

Correct Answer: AE

Explanation:

You can create a template from an existing project, create it from scratch, or create it from another template.

Note: Creating a new project template

As mentioned, you can either create a template from an existing project. From the main menu, choose the Projects tab and click on the Add Project Template icon.

You get the following page:

Primavera P6 - Add Project Template - Mozilla Firefox

<http://localhost:7003/p6/action/pm/createproject?type=template&ParentWbsId=3063&ParentWb>

**General** | Advanced

Enter or select values in the required fields (\*) below. Optionally choose a project or template to use as the basis for the new template, then click the Advanced tab to choose data types to copy.

Template ID \*

Template Name \*

Description

EPS \*

Responsible Manager \*

**Copy from existing project or template**

Use Actual Costs and Units  
 Use Planned Costs and Units

\* required fields

Help Create Cancel

Where, Copy from existing project or template: Allows you to create a template based on an existing project or template.

**QUESTION 13**

In your project, cost and work effort is not subject to change. Which duration type should be used?

- A. Fixed Units
- B. Fixed Duration and Units/Time
- C. Fixed Units/Time
- D. Fixed Duration and Units

Correct Answer: A

Explanation:

Cost and work is here least flexible. If total work effort or fixed costs are most important, choose Fixed Units.

Note: Working with Duration Types

Duration type options

Duration type determines whether the schedule, resource availability, or cost is most inflexible when calculations are performed to reflect activity progress.

Duration type affects update calculations only when resources are assigned to an activity.

Choose a duration type based on which factor is the most important, or least flexible, in planning your project.

If schedule is most important, choose Fixed Duration and Units/Time or Fixed Duration and Units. If resource availability is most important, choose Fixed Units/

Time. If total work effort or fixed costs are most important, choose Fixed Units.

---

**QUESTION 14**

You are working with a customer that has had a legacy Primavera release installed and running in their environment for four years, the CIO tells you that the current EPS does not show the data the way he would like to view it, and, therefore, he would like to restructure the entire EPS.

Before proceeding, what four options would you present to the CIO so that organizational Impacts are eliminated?

- A. Modify the EPS.
- B. Identify the reporting requirements.
- C. Restructure the OBS.
- D. Add project codes
- E. Modify global filters.
- F. Create user-specific filters.
- G. Modify Group and Sort.



Correct Answer: ABDE

Explanation:

E: Global filters are made available to anyone working in the database,

---

### QUESTION 15

You are a program manager reviewing portfolio performance data. You see that many issues are assigned to a "responsible manager." What does "responsible manager" mean with Primavera P6 EPPM?

- A. The person responsible for resolving the issue
- B. The person who identified the issue
- C. The element from the OBS associated with the issue
- D. the manager to which the issue has been assigned

Correct Answer: C

Explanation:

Your organization, from top-level personnel down through all levels. You can associate the responsible managers with their areas of the EPS-- either nodes or

individual projects. When you associate a responsible manager with an EPS node, any projects you add to that branch of the EPS are assigned that manager

element by default.

Note: Note: When you associate a responsible manager with an EPS Node, any projects you add to that branch of the EPS are assigned that manager element by

default. When you create a user, you have to give them Responsible Manager assignments in order for them to see projects. Your EPS and your OBS need to have a one-to-one relationship. If you give a user a Responsible Manager assignment (OBS) that is not tied to an EPS, Project or WBS level, they will not see any projects when they log into the Primavera Client application or the Web Application.

[1Z0-567 PDF Dumps](#)

[1Z0-567 Study Guide](#)

[1Z0-567 Exam Questions](#)