

Exam : 000-992

Title : Test992, IBM WebSphere
MQ V6.0. System
Administration

Version : Demo

www.Pass4itSure.com

1. A business analyst is creating an Activity Cost report. The analyst needs to display a priority level in the final report on the title page. The priority level is not part of the activity cost data source and the analyst wants to add it manually every time the report generates. Which element should be added to the report template to support this functionality?

- A. Dynamic text label
- B. Data field
- C. Parameter field
- D. Special field formatter

Answer: C

2. Why would a business analyst want to create a query with a criterion specified?

- A. To use expressions to get information on the specific model elements of interest
- B. To obtain information about business items and business item specifications
- C. To produce a list of tasks from diagrams in scope of the whole project
- D. To produce a list of attributes and types from diagrams in the project

Answer: A

3. Several process owners are planning a meeting to exchange information about their respective processes. They need to be able to communicate the sequence of steps in their own process as well as how their processes relate to other processes. Which predefined report should they bring to their meeting?

- A. Process details report
- B. Process procedure report
- C. Process summary report
- D. Process specification report

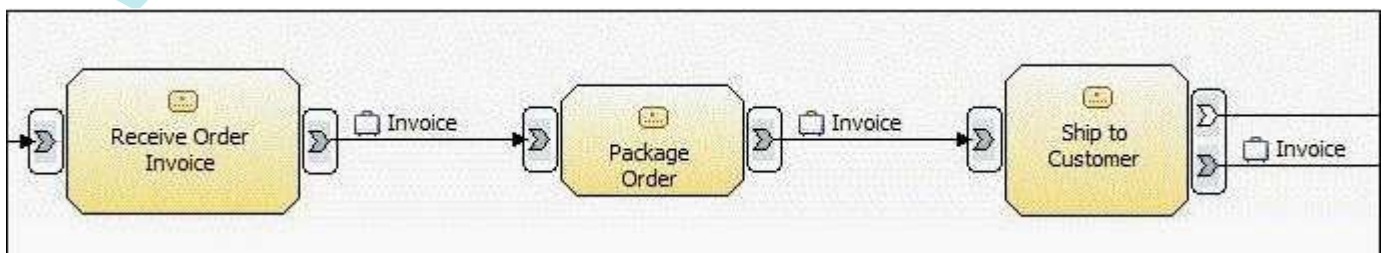
Answer: B

4. A bank is starting a new loan process that will receive real estate loan applications from a group of partner banks. This is a new business process and they want to measure the performance of this new venture against its commercial loan process. Why is it critical to involve stakeholders of a business process when defining business measures in a modeling project?

- A. To assure accurate Return on Investment (ROI) information for the analysts
- B. To verify that the process simulation results comply with industry norms and government regulations
- C. To define the business measures and review to determine goal achievement and set new targets
- D. To achieve stakeholder approval that roles and resources are properly represented in the model

Answer: C

5. Click the Exhibit button. It is desired to define a business measure that will display the maximum duration it takes to ship an order to the customer from the customer's perspective. For the portion of the business process shown in the exhibit, how should this duration metric be defined in WebSphere Business Modeler?



- A. Create a Key Performance Indicator (KPI) metric for task 'Ship to Customer'. Specify a function of Maximum for this measure across multiple runs of the process.
- B. Create a KPI metric for the three tasks shown in the business process. Specify a function of Maximum for this measure across multiple runs of the process.
- C. Create an Instance metric for task 'Ship to Customer'. Specify a function of Maximum for this measure across a single run of the process.
- D. Create an Aggregate metric for task 'Ship to Customer'. Specify a function of Maximum for this measure across multiple runs of the process.
- E. Create an Aggregate metric for the three tasks shown in the business process. Specify a function of Maximum for this measure across multiple runs of the process.

Answer: E

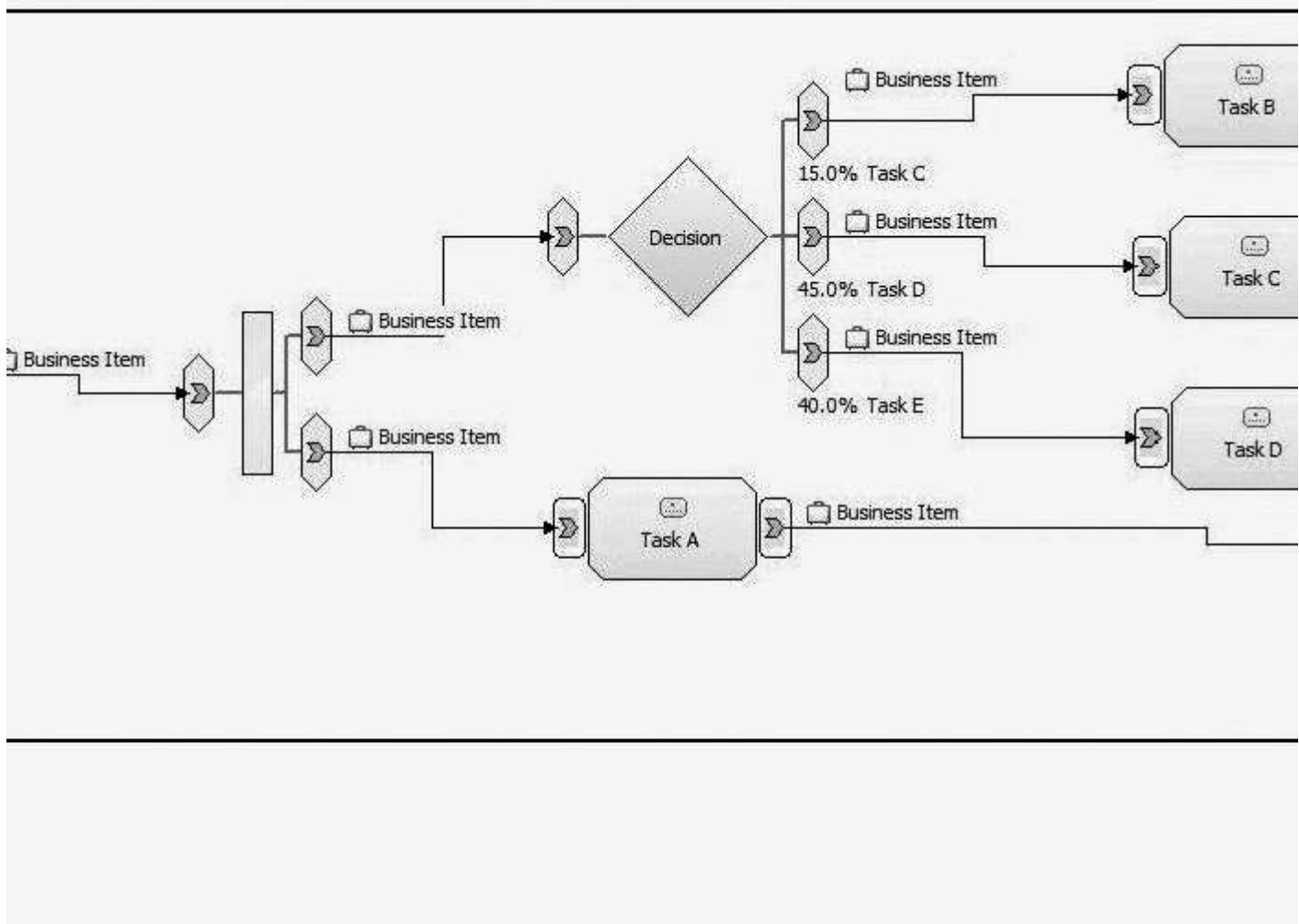
6. What are two types of business measures that a user can specify in WebSphere Business Modeler? (Choose two.)

- A. Key Performance Indicators
- B. Costs
- C. Alerts
- D. Dimensions
- E. Metrics

Answer: A E

7. Click the Exhibit button. Simulation is being performed on the process shown in the exhibit. Task E input criteria is set to accept a Minimum and Maximum of two tokens, as shown. Based on the process syntax, how many times will Task E be instantiated if 100 tokens enter the fork?

www.Pass4itSure.com



A.100

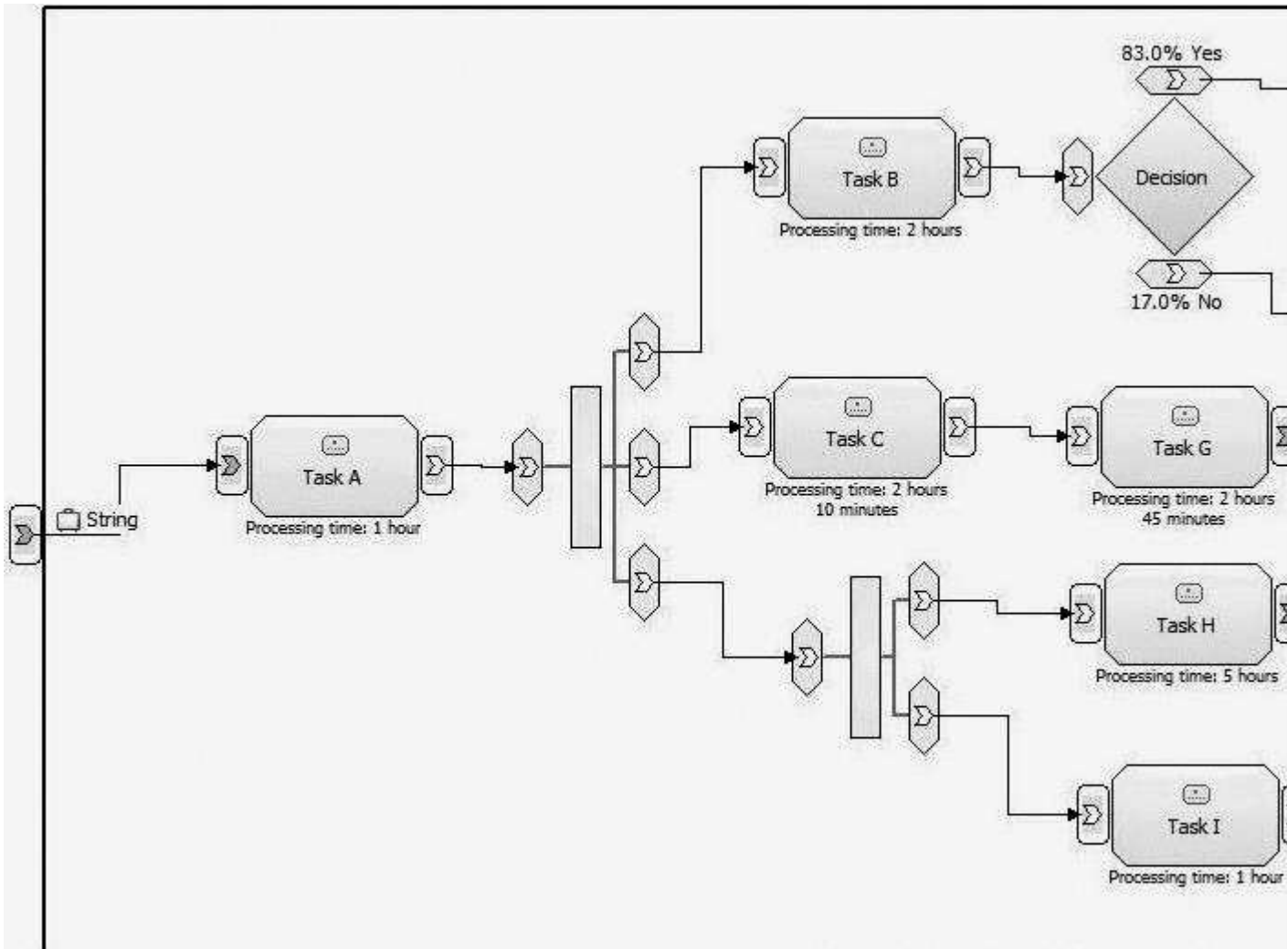
B.200

C.Unknown, the decision is inclusive, and multiple combinations of true paths could be taken for each token.

D.Task E will never be instantiated as the input constructs of Task E do not support multiple input possibilities.

Answer:A

8.Click the Exhibit button. A process is being modeled for simulation as shown in the exhibit. The proper placement of stop and end nodes is now required. Assuming there are no delays due to resource availability, after which task(s) should stop nodes be added and connected to?



- A.Task D
- B.Task F
- C.Task H
- D.Task D and Task F
- E.Task H and Task L

Answer:C

9.If the "Use resources' time required as a task processing time" option is selected as user preference for running the simulation, what is the processing time of each activity equal to?

- A.Median duration of all resource requirements
- B.Duration of the longest resource requirement
- C.Average duration of all resource requirements
- D.Sum of the duration of all resource requirements

Answer:B

10.Which set of statements is true for simulations that are performed when "Run simulation without resource requirements" is enabled?

- A.The required number of required resources are generated and allocated. This value is available via dynamic analysis. Average process duration cannot be calculated.

B.The required number of required resources are generated and allocated. This value is available via dynamic analysis. The tasks' processing durations will be used to calculate average process duration.

C.No individual resources are generated or allocated. No resource statistics are available for dynamic analysis. Average process duration cannot be calculated.

D.No individual resources are generated or allocated. No resource statistics are available for dynamic analysis. The tasks' processing durations will be used to calculate average process duration.


Answer:D

11.The business analyst has been given the task to simulate a machining and line assembly process for an oil rig fitting. Historically, although the process being modeled is under tight monitoring metrics, there are still rare failure events. A number of studies have been made and provide excellent historical data about the occurrences and that even with the tight machining and assembly controls, the failures will happen due to factors outside the production environment. Which statistical distribution is best suited when simulating the process to model the number of catastrophic defects over time?

www.Pass4itSure.com

Johnson Minute

Also known as best fit distribution.




Sample

Gamma	<input type="text" value="0.0"/>	Delta	<input type="text" value="1.0"/>	Type	<input type="text" value="sn"/>
Lambda	<input type="text" value="0.0"/>	Xi	<input type="text" value="0.0"/>		

r S.

Beta Minute

Useful for Bayesian statistical models, which represent degrees of belief.



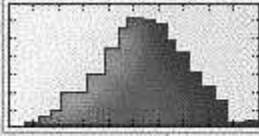
Sample

A	<input type="text" value="1.0"/>	B	<input type="text" value="1.0"/>
----------	----------------------------------	----------	----------------------------------

r C.

Poisson Minute

Useful in characterizing discrete events occurring independently of one another in time.




Sample

Mean	<input type="text" value="1.0"/>
-------------	----------------------------------

r O.

Weibull Minute

Useful in modeling reliability, failure rates, and natural phenomena.



Sample

Alpha	<input type="text" value="0.0"/>	Beta	<input type="text" value="1.0"/>
--------------	----------------------------------	-------------	----------------------------------

A.C

Answer:A

12.A company has completed the documentation of its current state business processes. Through the process of modeling their current state, many areas of process improvement have been identified, and it is the company's intention to improve these areas by implementing new technology. The company is confident that the documentation effort has revealed their issues and feels that simulation is not necessary due to these revelations. What are two drawbacks of skipping simulation analysis on their current state processes and moving directly to future state solutioning? (Choose two.)

- A.Determination of root cause has not been quantified and proven using analysis.
- B.Unidentified problems will occur faster if automated.
- C.Future state processes cannot be developed without using current state models for comparison analysis.
- D.Future state processes focus on automation details and will not meet high-level business needs.
- E.Known process proficiencies cannot be incorporated into the future state processes.

Answer:A B

13.When simulating the Sales Order process, multiple simulations need to be run. It needs to be verified that each simulation of an identical profile results in identical behavior. What can be done to achieve this result?

- A.Set the Random number seed to 0
- B.Set the Random number seed to 20
- C.Set the Random time trigger to "Uniform distribution"
- D.Set the Random time trigger to "Random list"

Answer:B

14.The modeling team wants to be sure that all simulation tasks involved in the Purchase Process are given the same initial cost. Where is the option found to set this value within the Preferences window?

- A.Simulation > Visual Attributes
- B.Simulation > General
- C.Simulation > Token Creation
- D.Simulation > Tasks

Answer:D

15.A mortgage lender's payment department has accurately modeled its business process that reflects mortgage payment processing and wishes to perform simulation analysis. Mortgage payments are received by mail or through the lender's local bank branches. The previous day's mail is delivered to the payment department by the mailroom once a day at 9:00am. An armored truck picks up all local branches' payments and delivers all of them at once to the payment department at 3:30pm each day. The department manager has calculated that 8000 individual payments are received in the mail daily and that 350 payments are received daily from the local branches. The volume of each payment delivery method is consistent each day regardless of the time of year. The process has been modeled to receive two inputs (one for mail and one for delivery) and the tokens per bundle are set to 8000 for mail and 350 for delivery. How should the process input settings for token creation be defined to simulate this process behavior?

The safer ,easier waytohelpi'JU pass anyIT exams.

	Dii il
	8000
Total tokens	Time trigger: Monday, 9:00 am.
Trigger	1 -
Recurring time interval for bundle	day

	Branch Payment
Total tokens	350
Trigger	Time
Recurring time interval for bundle	1 day

r s.

	Mailed Payment
Total tokens	8000
Trigger	Time trigger: Monday, 9:00 am
Recurring time interval for bundle	1 day

	Brandl"Paymentl
Total tokens	350
trigger	Timetable trigger: driver's time
Frequency	1 day
Number of tokens	350
Maximum tokens	350

r c.

	Mailed Payment
Total tokens	8000
Trigger	Timetable trigger: Payment department resources' timetable
Frequency	1 day
Number of tokens per bundle	800Q
Maximum tokens per interval	8000

	Branch Payment
Total tokens:	350
Trigger	Timetable trigger driver's timetable
Frequency	1 day
Number of tokens per bundle	350
Maximum tokens	350

r o.

	M3flm
Total tokens	8000
Trigger	Timetable trigger: payment department resources' timetable
Frequency	1 day
Number of tokens per bundle	8000

	Branch Payment
Total tokens.	350
Trigger	Time trigger: Me
Frequency	1 day

The safer ,easier waytohelpi'JU pass anyIT exams.

Maximum tokens	8000
----------------	------

www.Pass4itSure.com

A.A

Answer:A

16.After running the simulation of a complex process for a long period of time, the business analyst stopped the simulation and suspected the existence of an infinite loop in the process flow execution. How should the business analyst determine if there is an infinite loop or not?

- A.Run Path cycles analysis
- B.Inspect the simulation results
- C.Run Paths unable to be followed analysis
- D.Run Input and output paths analysis


Answer:A

17.Which analysis report should be executed before running the simulation analysis if a business analyst wants to check for the activities in the process model flow that do not have sufficient resources available to satisfy their resource requirement?

- A.Activity Throughput
- B.Activity Resource and Role Leveling
- C.Process Instance Resource Allocation
- D.Activity Resource Allocation

Answer:B

18.Click the Exhibit button. A simulation resulted in a longer than expected process duration. The business analyst has identified a sequence of tasks that might be causing the delay. Without increasing cost, what is one suggestion the business analyst can make to reduce the duration for these tasks?



- A.Roles can perform these tasks in parallel
- B.Increase the number of Role 2
- C.Increase the number of Role 3 and decrease the number of Role 1
- D.Increase the number of Role 2 and decrease the number of Role 3

Answer:D

19.A business process is being modeled to analyze the current state of a requirements gathering process. Management is concerned about the amount of rework involved in the process. Currently there is

significant time and cost associated with receiving incomplete requirements, which necessitates their return to the submitter who must update them and resubmit for review. How can this scenario be most efficiently modeled to quantify the amount of time and cost associated with rework, thereby providing base values to be used for comparison analysis and process improvement?

A.1. Create a classifier for rework 2. Apply it to all tasks that are performed multiple times due to mistakes in the requirements gathering process 3. After running simulation, use reports based on classifiers to determine the durations and costs of rework tasks

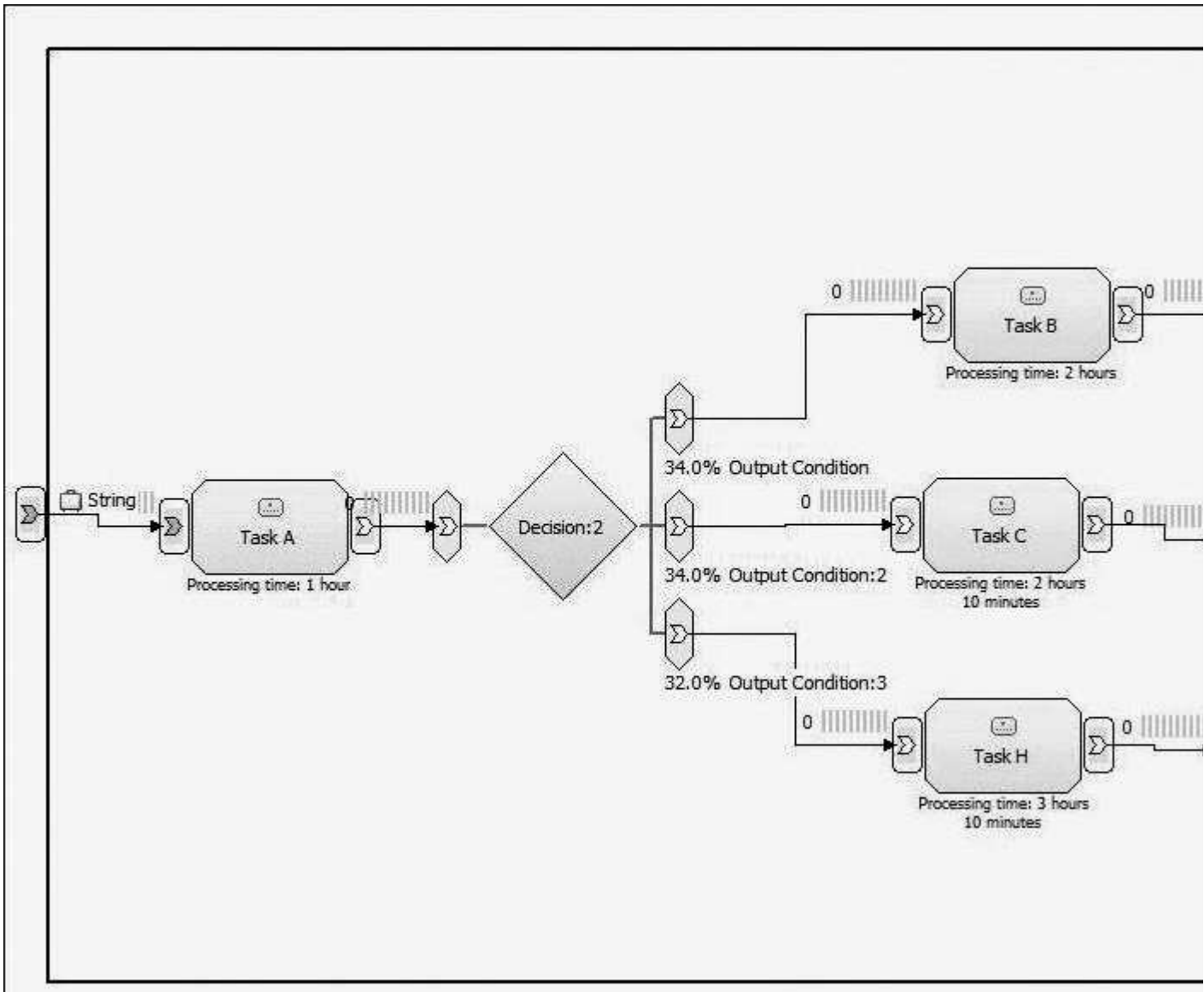
B.1. Create a classifier for rework 2. Separate the rework path from the non-exception path and apply the classifier to all tasks in the rework path 3. After running simulations, use reports based on classifiers to determine the durations and costs of rework tasks

C.1. Create a business loop structure by including the rework tasks inside a loop construct 2. Create an expression that will exit the rework loop when approval status is Ready 3. Use reports to obtain costs and durations, and factor in the percentage that requirements are returned for update to calculate the rework values

D.1. Create a business loop structure by connecting the last task in the logical loop to the task of gathering requirements 2. Use a decision to determine if the loop is performed again, applying the percentage of time requirements are returned for update to govern when the loop is performed 3. Use reports to obtain costs and durations, and factor in the percentage that requirements are returned for update to calculate the rework values

Answer:B

20. Click the Exhibit button. Process Duration analysis is being performed on an analysis model with multiple processing paths that can be taken based on decision distributions. The exhibit illustrates this process model as well as the Process Case Analysis Results for Process Duration. What is the most efficient way to match each specific case result set to the path within the process diagram?



- A. Calculate the sum of task durations for each task in a given path. Compare this value with each case's Average Elapsed Duration value.
- B. Determine the number of tokens that will flow down each processing path based on decision distributions. Determine its percentage against the total number of tokens. Match the distribution value against the values in the case analysis.
- C. Select a row pertaining to an individual case in the dynamic analysis results view. The path will be highlighted through the process.
- D. Each case is organized visually from top to bottom. Case 1 will represent the top visual path, Case 2 will represent the 2nd highest visual path, etc.

Answer:C

Trying our product !

- ★ **100%** Guaranteed Success
- ★ **100%** Money Back Guarantee
- ★ **365 Days** Free Update
- ★ **Instant Download** After Purchase
- ★ **24x7** Customer Support
- ★ Average **99.9%** Success Rate
- ★ More than **69,000** Satisfied Customers Worldwide
- ★ Multi-Platform capabilities - **Windows, Mac, Android, iPhone, iPod, iPad, Kindle**

Need Help

Please provide as much detail as possible so we can best assist you.

To update a previously submitted ticket:



Submit A Ticket

One Year Free Update



Free update is available within One Year after your purchase. After One Year, you will get 50% discounts for updating. And we are proud to boast a 24/7 efficient Customer Support system via Email.



Money Back Guarantee

To ensure that you are spending on quality products, we provide 100% money back guarantee for 30 days from the date of purchase.



Security & Privacy

We respect customer privacy. We use McAfee's security service to provide you with utmost security for your personal information & peace of mind.

Guarantee & Policy | Privacy & Policy | Terms & Conditions

Any charges made through this site will appear as Global Simulators Limited.

All trademarks are the property of their respective owners.

Copyright © 2004-2014, All Rights Reserved.