



P2140-049^{Q&As}

IBM Rational Focal Point Technical Sales Mastery Test v1

Pass IBM P2140-049 Exam with 100% Guarantee

Free Download Real Questions & Answers **PDF** and **VCE** file from:

<https://www.pass4itsure.com/p2140-049.html>

100% Passing Guarantee
100% Money Back Assurance

Following Questions and Answers are all new published by IBM Official Exam Center

- ⚙ **Instant Download** After Purchase
- ⚙ **100% Money Back** Guarantee
- ⚙ **365 Days** Free Update
- ⚙ **800,000+** Satisfied Customers





QUESTION 1

How does Rational Focal Point (RFP) help customers achieve value-based decision making in their product portfolio?

- A. provides the hub model to enable product simulation, product success forecasting, and automate idea capture
- B. provides productdevelopment team members with multiple views of each product in a portfolio, grouping the products by function
- C. provides role-based dashboards and scorecards to keep team members on task and the productive
- D. allows stakeholders to vote on the value of features or products to determine product inners

Correct Answer: D

QUESTION 2

Which statement is TRUE about filters in Rational Focal Point (RFP)?

- A. Filters can only be created from the tree view.
- B. Filters can be used to make the data in RFP more manageable.
- C. Everyone can create global filters.
- D. Saved filters can only be used by the user who created them.

Correct Answer: B

QUESTION 3

Which file type is used when adding multiple elements?

- A. Excel (.xls)
- B. Word (.doc)
- C. rich text (.rtf)
- D. text (.txt)

Correct Answer: A

QUESTION 4

Which feature of Rational Focal Point (RFP) provides the capability to sum the Cost Estimates for all Requirements planned for a certain release?

- A. Tree View of Requirements - Cost Estimate attribute







- B. Statistics View of Requirements Row: Release - Cell: Sum Cost Estimates
- C. Gantt Chart of Requirements Size of Value Area
- D. Report generated from Requirement Table View including Cost Estimates

Correct Answer: B

QUESTION 5

Which button displays data in a Stacked Bar Chart?

- A. 
- B. 
- C. 
- D. 

- A. Option A
- B. Option B
- C. Option C
- D. Option D

Correct Answer: A

[P2140-049 PDF Dumps](#)

[P2140-049 VCE Dumps](#)

[P2140-049 Practice Test](#)