



HPE0-S60^{Q&As}

Delta - HPE Compute Solutions

Pass HP HPE0-S60 Exam with 100% Guarantee

Free Download Real Questions & Answers **PDF** and **VCE** file from:

<https://www.pass4itsure.com/hpe0-s60.html>

100% Passing Guarantee
100% Money Back Assurance

Following Questions and Answers are all new published by HP Official Exam Center

-  **Instant Download** After Purchase
-  **100% Money Back** Guarantee
-  **365 Days** Free Update
-  **800,000+** Satisfied Customers





QUESTION 1

DRAG DROP

Your customer plans to use HPE OneView for VMware vCenter Server to deploy ESXi systems. They created a server profile template that they want to use in HPE OneView.

Put the steps required to configure HPE OneView for VMware vCenter Server on the left into their correct order on the right.



Select and Place:

Steps	Answer Area
Add HPE OneView credentials to the vCenter Server and create OS Deployment Plan.	
Add vCenter Server to HPE OneView for VMware vCenter Server.	
Deploy new ESXi systems using vCenter Server interface.	
Upload HPE-friendly ESXi image.	



Correct Answer:

Steps	Answer Area
	Add vCenter Server to HPE OneView for VMware vCenter Server.
	Add HPE OneView credentials to the vCenter Server and create OS Deployment Plan.
	Upload HPE-friendly ESXi image.
	Deploy new ESXi systems using vCenter Server interface.

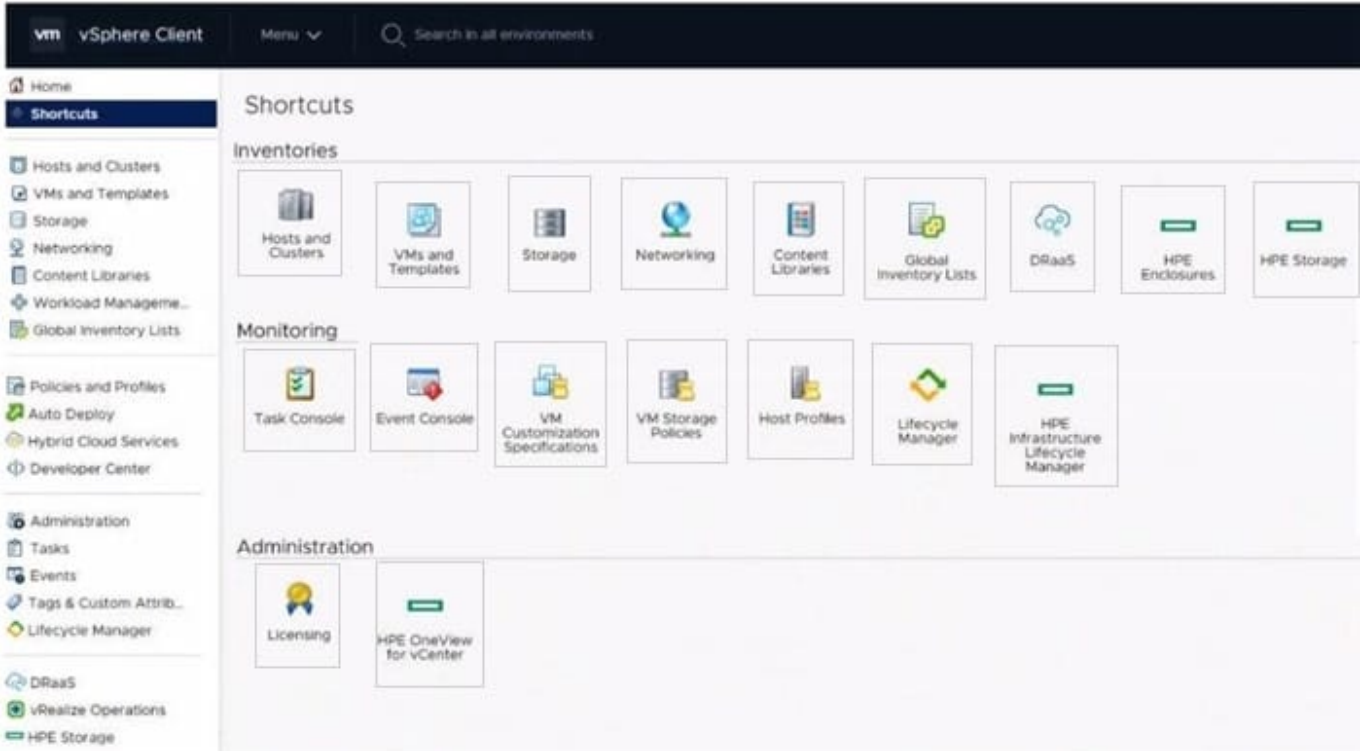


QUESTION 2

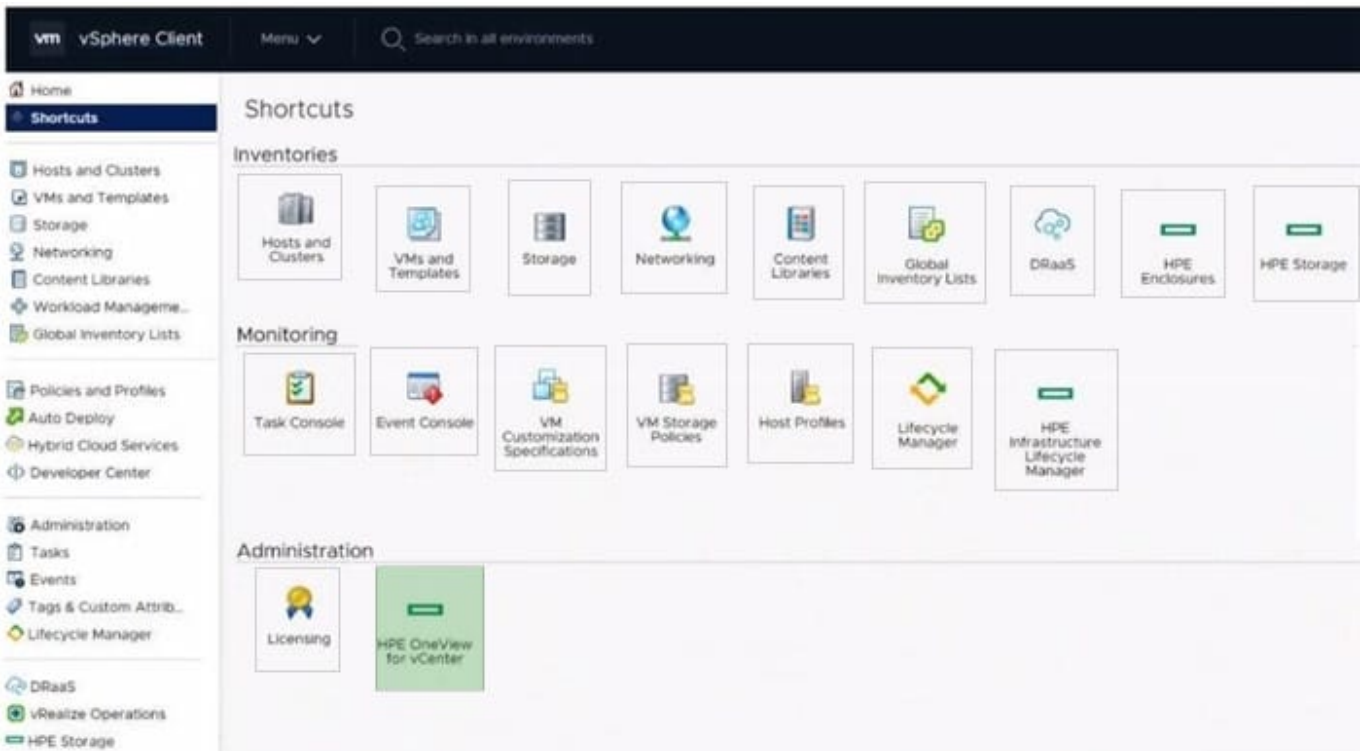
HOTSPOT

Click the option that will allow you to change the ESXi image used In an OS Deployment Plan.

Hot Area:



Correct Answer:



QUESTION 3



HOTSPOT

Click the area within the iLO management interface that will allow you to access workload Advisor.

Hot Area:

The screenshot shows the iLO 5 management interface. The left sidebar is dark blue with a white navigation menu. The main content area is white and displays the 'Information - iLO Overview' page. The page has a top navigation bar with several tabs: 'Overview', 'Security Dashboard', 'Session List', 'iLO Event Log', 'Integrated Management Log', 'Security Log', 'Active Health System Log', and 'Diagnostics'. The 'Overview' tab is selected. The main content area is divided into two sections: 'Server' and 'iLO'. The 'Server' section lists various attributes such as Product Name, Server Name, Operating System, System ROM, System ROM Date, Redundant System ROM, Server Serial Number, Serial Number (Logical), Product ID, and UUID. The 'iLO' section lists attributes such as IP Address, Link-Local IPv6 Address, iLO Hostname, and iLO Dedicated Network Port.

Server	
Product Name	Synergy 480 Gen10
Server Name	h7198.wsw.edunet.hpe.com
Operating System	VMware ESXi 7.0.1 Build-17325551 Update 1 Patch 25
System ROM	I42 v2.42 (01/23/2021)
System ROM Date	01/23/2021
Redundant System ROM	I42 v2.42 (01/23/2021)
Server Serial Number	CZ204400X0
Serial Number (Logical)	VCGQH1801V
Product ID	871940-B21
UUID	39313738-3034-5A43-3230-343430305030

iLO	
IP Address	15.194.45.41
Link-Local IPv6 Address	FE80:B67AF1FF:FE44:377A
iLO Hostname	ILOCZ204400X0.wsw.edunet.hpe.com
iLO Dedicated Network Port	Enabled

Correct Answer:



iLO 5
2:44 Apr 30 2021

Information - iLO Overview

Overview | Security Dashboard | Session List | iLO Event Log | Integrated Management Log

Security Log | Active Health System Log | Diagnostics

Server

Product Name	Synergy 480 Gen10
Server Name	h7198.wsw.edunet.hpe.com
Operating System	VMware ESXi 7.0.1 Build-17325551 Update 1 Patch 25
System ROM	I42 v2.42 (01/23/2021)
System ROM Date	01/23/2021
Redundant System ROM	I42 v2.42 (01/23/2021)
Server Serial Number	CZ204400X0
Serial Number (Logical)	VCGQH1801V
Product ID	871940-B21
UUID	39313738-3034-5A43-3230-343430305030

iLO

IP Address	15.194.45.41
Link-Local IPv6 Address	FE80:B67AF1FF:FE44:377A
iLO Hostname	ILOCZ204400X0.wsw.edunet.hpe.com
iLO Dedicated Network Port	Enabled

QUESTION 4

DRAG DROP

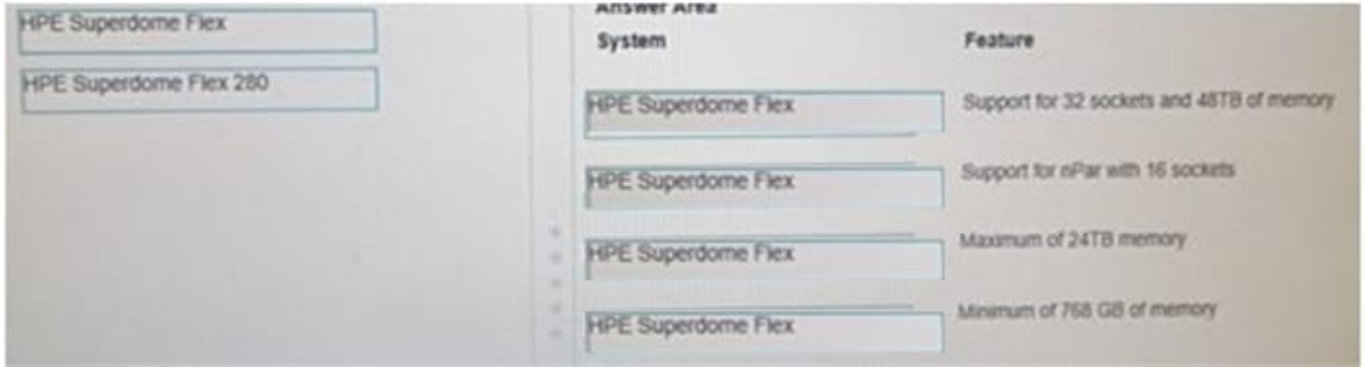
Match HPE Superdome Flex system with its specific feature.

Select and Place:

System	Feature
HPE Superdome Flex	Support for 32 sockets and 48TB of memory
HPE Superdome Flex 280	Support for nPar with 16 sockets
	Maximum of 24TB memory
	Minimum of 768 GB of memory



Correct Answer:



QUESTION 5

DRAG DROP

Match each HPE OneView network type with its definition.

Select and Place:

Network Type	Definition
Internal network	A network that contains multiple networks on a single uplink set that allows your customer to share uplinks with those networks.
Tagged network	A network in which any tagged packets are dropped and forwarding is done by a MAC address.
Tunnel network	A network with a dedicated set of uplink ports used to pass a group of VLANs without changing the VLAN tags.
Untagged network	A network that does not utilize any uplink ports and is used for communication between servers in the same frame.

Correct Answer:



Network Type		Definition
	Untagged network	A network that contains multiple networks on a single uplink set that allows your customer to share uplinks with those networks.
	Tagged network	A network in which any tagged packets are dropped and forwarding is done by a MAC address.
	Tunnel network	A network with a dedicated set of uplink ports used to pass a group of VLANs without changing the VLAN tags.
	Internal network	A network that does not utilize any uplink ports and is used for communication between servers in the same frame.

[HPE0-S60 VCE Dumps](#)

[HPE0-S60 Practice Test](#)

[HPE0-S60 Study Guide](#)