



E20-026^{Q&As}

Enterprise Storage Networking Specialist Exam

Pass EMC E20-026 Exam with 100% Guarantee

Free Download Real Questions & Answers **PDF** and **VCE** file from:

<https://www.pass4itsure.com/e20-026.html>

100% Passing Guarantee
100% Money Back Assurance

Following Questions and Answers are all new published by EMC
Official Exam Center

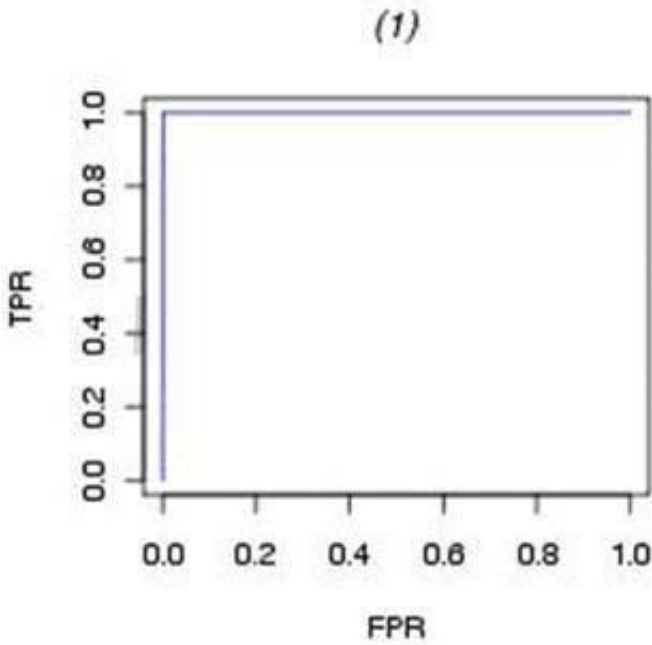
-  **Instant Download** After Purchase
-  **100% Money Back** Guarantee
-  **365 Days** Free Update
-  **800,000+** Satisfied Customers



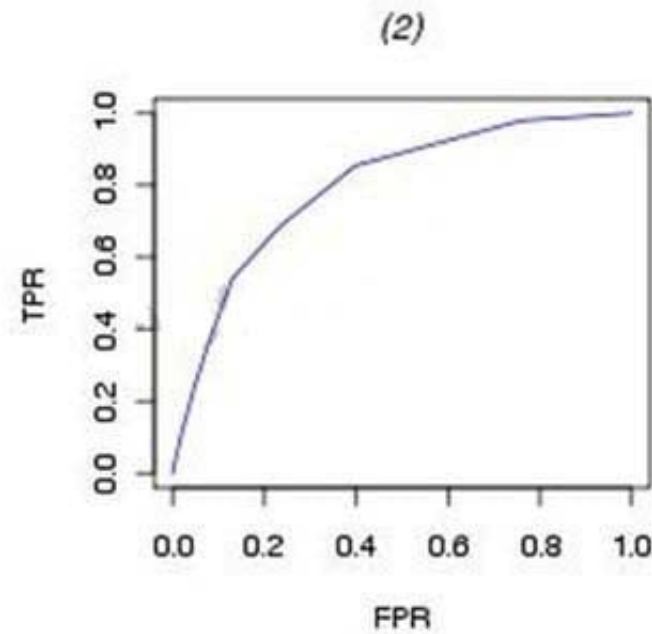


QUESTION 1

Which ROC curve represents a perfect model fit? A)



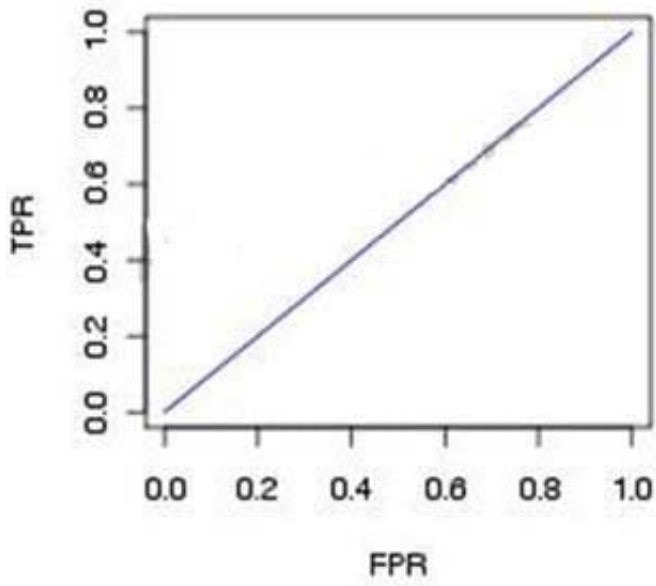
B)



C) 52 / 55

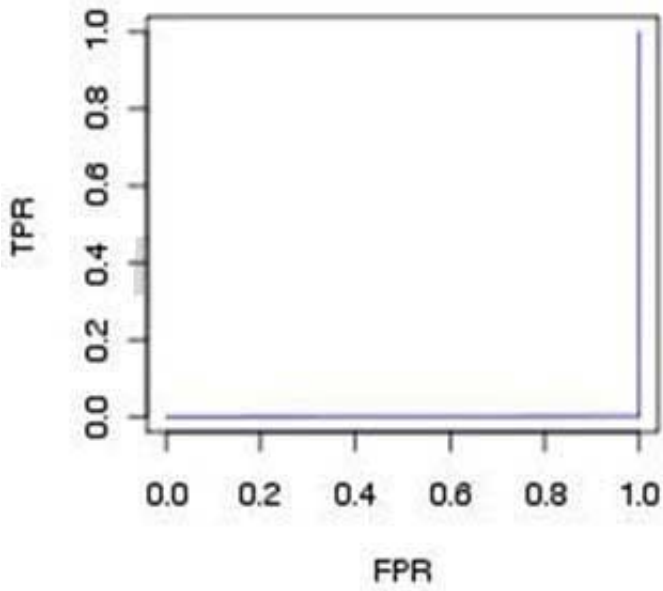


(3)



D)

(4)



- A. Exhibit A
- B. Exhibit B
- C. Exhibit C
- D. Exhibit D



Correct Answer: A

QUESTION 2

Which characteristic applies only to Business Intelligence as opposed to Data Science?

- A. Uses only structured data
- B. Supports solving "what if" scenarios
- C. Uses large data sets
- D. Uses predictive modeling techniques

Correct Answer: A

QUESTION 3

Which data asset is an example of quasi-structured data?

- A. Webserver log
- B. XML data file
- C. Database table
- D. News article

Correct Answer: A

QUESTION 4

How are window functions different from regular aggregate functions?

- A. Rows retain their separate identities and the window function can access more than the current row.
- B. Rows are grouped into an output row and the window function can access more than the current row.
- C. Rows retain their separate identities and the window function can only access the current row.
- D. Rows are grouped into an output row and the window function can only access the current row.

Correct Answer: A

QUESTION 5

In which lifecycle stage are test and training data sets created?

- A. Model building



- B. Model planning
- C. Discovery
- D. Data preparation

Correct Answer: A

[Latest E20-026 Dumps](#)

[E20-026 VCE Dumps](#)

[E20-026 Braindumps](#)