



# C\_S4EWM\_2020<sup>Q&As</sup>

SAP Certified Application Associate - Extended Warehouse Management with SAP S/4HANA





**Pass SAP C\_S4EWM\_2020 Exam with 100% Guarantee**

Free Download Real Questions & Answers **PDF** and **VCE** file from:

[https://www.pass4itsure.com/c\\_s4ewm\\_2020.html](https://www.pass4itsure.com/c_s4ewm_2020.html)

100% Passing Guarantee  
100% Money Back Assurance

Following Questions and Answers are all new published by SAP Official Exam Center

-  **Instant Download** After Purchase
-  **100% Money Back** Guarantee
-  **365 Days** Free Update
-  **800,000+** Satisfied Customers



**QUESTION 1**

What scenario can be controlled with the storage locations Received on Dock (ROD) and Available for Sale (AFS).

- A. Distinguish material that is in quality inspection from material that is unrestricted
- B. Distinguish material that belongs to the vendor from own stock
- C. Distinguish material quantities that are assigned to a sales order
- D. Distinguish material that is still in inbound processing from material that has reached the final bins

Correct Answer: D

---

**QUESTION 2**

For what type do you define the replenishment method?

- A. Warehouse process type
- B. Document type
- C. Material type
- D. Storage type

Correct Answer: D

---

**QUESTION 3**

Your customer needs a new warehouse order creation rule. Which criteria can you use to create a filter at item level?

Note: There are 3 correct answers to this question.

- A. Time
- B. Number of items
- C. Volume
- D. Weight
- E. Number of handling units

Correct Answer: ACD

---

**QUESTION 4**

What parameters can you set with slotting as well as with the ABC analysis? Note: There are 2 correct answers to this question.



- A. Putaway control indicator
- B. Cycle counting indicator
- C. Storage section indicator
- D. Replenishment quantities

Correct Answer: AC

---

#### QUESTION 5

What do you need to configure before you can create warehouse tasks for an outbound delivery order or an inbound delivery? Note: There are 2 correct answers to this question.

- A. Warehouse order creation rules
- B. Putaway control indicator or stock removal control indicator
- C. Warehouse process type determination
- D. Warehouse process types

Correct Answer: CD

[C\\_S4EWM\\_2020 VCE Dumps](#)

[C\\_S4EWM\\_2020 Study Guide](#)

[C\\_S4EWM\\_2020 Exam Questions](#)