



98-383^{Q&As}

Introduction to Programming Using HTML and CSS

Pass Microsoft 98-383 Exam with 100% Guarantee

Free Download Real Questions & Answers **PDF** and **VCE** file from:

<https://www.pass4itsure.com/98-383.html>

100% Passing Guarantee
100% Money Back Assurance

Following Questions and Answers are all new published by Microsoft
Official Exam Center

- ⚙ **Instant Download** After Purchase
- ⚙ **100% Money Back** Guarantee
- ⚙ **365 Days** Free Update
- ⚙ **800,000+** Satisfied Customers





QUESTION 1

HOTSPOT

You are creating an HTML document that displays a list of news articles.

The list has the following requirements:


Each article must be its own semantic block.

Each article must have a headline.

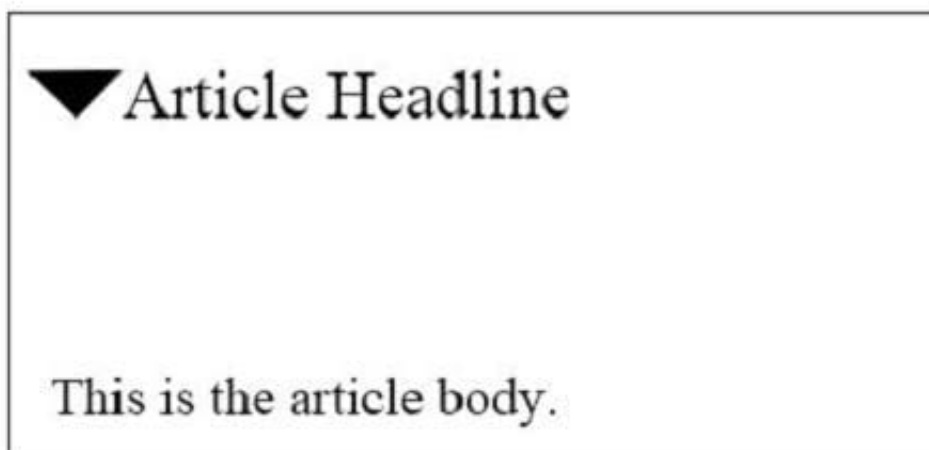
Each article must have a section that contains its content.

For browsers that support the feature, the content must be hidden until the user clicks to reveal it.

The following shows how the article displays when the article content is displayed:



The following shows how the article displays when the article content is hidden:



You need to create the markup for an article.



How should you complete the markup? To answer, select the appropriate markup segments in the answer area.

NOTE: Each correct selection is worth one point.

Hot Area:

Answer Area

<article>	
<details>	
<summary>	

<article>	
<details>	
<summary>	

<article>	
<details>	
<summary>	

Article Headline

<article/>	
<details>	
<summary/>	

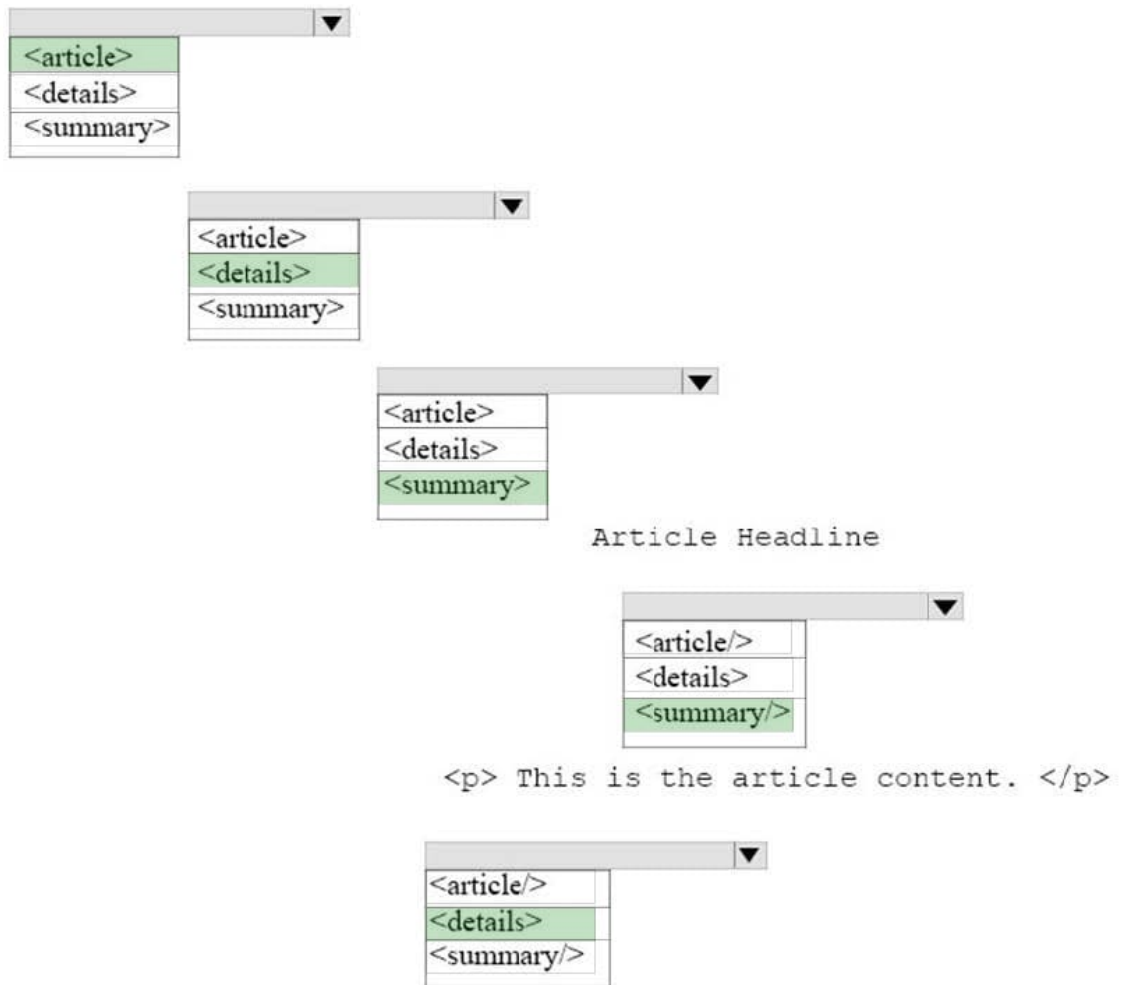
<p> This is the article content. </p>

<article/>	
<details>	
<summary/>	

Correct Answer:



Answer Area



References: https://www.w3schools.com/tags/tag_details.asp https://www.w3schools.com/tags/tag_article.asp

QUESTION 2

HOTSPOT

You are designing a webpage that tests a user's ability to remember a list of ordered items in a particular category. The page must contain a header that displays the category and a list of items in that category. An example is shown in the exhibit. (Click the Exhibit tab.) Exhibit Fruit

1.
Apple
2.
Pear
- 3.



Orange

This page will test your ability to remember the order of the preceding items.

Glance at the list for 3 seconds.

Then close your eyes and recite the items in the order listed.

Illustration of the web page that contains the word **Fruit** at the top of the page in large, bold letters, following by a numbered list with the words, apple, pear, and orange. There are three additional sentences at the bottom of the page. The first sentence is, "This page will test your ability to remember the order of the preceding items." The second sentence is "Then close your eyes and recite the items in the order listed."

How should you complete the markup? To answer, select the appropriate markup segment in the answer area. NOTE: Each correct selection is worth one point.

Hot Area:



Answer Area

<	<div><div></div><div>span</div><div>table</div><div>h1</div></div>	>	Fruit	</	<div><div></div><div>span</div><div>table</div><div>h1</div></div>	>
---	--	---	-------	----	--	---

<	<div><div></div><div>ol</div><div>ul</div><div>p</div></div>	>
---	--	---

< li >Apple< /li >

< li >Pear< li >

< li >Orange< / li >

</	<div><div></div><div>ol</div><div>ul</div><div>p</div></div>	>
----	--	---

< br >

<	<div><div></div><div>table</div><div>p</div><div>li</div></div>	>
---	---	---

This page will test your ability to remember the order of the preceding items. < br >

Glance at the list for 3 seconds .

Then close your eyes and recite the items in the order listed.

</	<div><div></div><div>table</div><div>p</div><div>li</div></div>	>
----	---	---

Correct Answer:



Answer Area

<	<div><div></div><div>span</div><div>table</div><div>h1</div></div>	>	Fruit	</	<div><div></div><div>span</div><div>table</div><div>h1</div></div>	>
---	--	---	-------	----	--	---

<	<div><div></div><div>ol</div><div>ul</div><div>p</div></div>	>
---	--	---

< li >Apple< /li >

< li >Pear< li >

< li >Orange< / li >

</	<div><div></div><div>ol</div><div>ul</div><div>p</div></div>	>
----	--	---

< br >

<	<div><div></div><div>table</div><div>p</div><div>li</div></div>	>
---	---	---

This page will test your ability to remember the order of the preceding items. < br >

Glance at the list for 3 seconds .

Then close your eyes and recite the items in the order listed.

</	<div><div></div><div>table</div><div>p</div><div>li</div></div>	>
----	---	---

References: <https://www.w3schools.com/tags/default.asp>

**QUESTION 3**

This question requires that you evaluate the underlined text to determine if it is correct.

You are reviewing a stylesheet created by a member of your team. The stylesheet includes a style that is defined as follows:

```
.product {  
  color: #000000;  
  background-color: #00FF00;  
}
```

You apply the productBox style to a

.

The
will be displayed with white text on a green background.

Review the underlined text. If it makes the statement correct, select "No change is needed." If the statement is incorrect, select the answer choice that makes the statement correct.

- A. No change is needed.
- B. white text on a red background.
- C. black text on a green background.
- D. black text on a blue background.

Correct Answer: C

References: https://www.w3schools.com/colors/colors_shades.asp

QUESTION 4

DRAG DROP

You are defining CSS classes to style text in your HTML document. You need to format section titles to look like the following example:





Which CSS attributes should you use to define each setting? To answer, drag the appropriate attribute from the column on the left to its setting on the right. Each attribute may be used once, more than once, or not at all.

Select and Place:

Attributes

font-family	font-size	font-style
font-weight	font-variant	

Answer area

Arial	
100	
italic	
large	

Correct Answer:

Attributes

	font-variant	

Answer area

Arial	font-family
100	font-weight
italic	font-style
large	font-size

References: https://www.w3schools.com/css/css_font.asp

QUESTION 5

DRAG DROP

You are creating a simple HTML page that displays the text, Hello World. You must ensure that the markup is well-formed and conforms to industry best practices.

How should you construct the page? To answer, drag the appropriate HTML tags to the correct HTML tags to the correct HTML tag locations. Each tag may be used once, more than once, or not at all. You may need to drag the split bar

between panes or scroll to view content.

Select and Place:



HTML Tags

body	html
DOCTYPE html!	head

Answer area

<		>
<		>
<		>
Hello World		
</		>
</		>

Correct Answer:

HTML Tags

body	html
DOCTYPE html!	head

Answer area

<	DOCTYPE html!	>
<	html	>
<	body	>
Hello World		
</	body	>
</	html	>

References: https://www.w3schools.com/tags/tag_body.asp

[Latest 98-383 Dumps](#)

[98-383 VCE Dumps](#)

[98-383 Study Guide](#)