



156-215.75^{Q&As}

Check Point Certified Security Administrator

Pass CheckPoint 156-215.75 Exam with 100% Guarantee

Free Download Real Questions & Answers **PDF** and **VCE** file from:

<https://www.pass4itsure.com/156-215-75.html>

100% Passing Guarantee
100% Money Back Assurance

Following Questions and Answers are all new published by CheckPoint Official Exam Center

- ⚙️ **Instant Download** After Purchase
- ⚙️ **100% Money Back** Guarantee
- ⚙️ **365 Days** Free Update
- ⚙️ **800,000+** Satisfied Customers



**QUESTION 1**

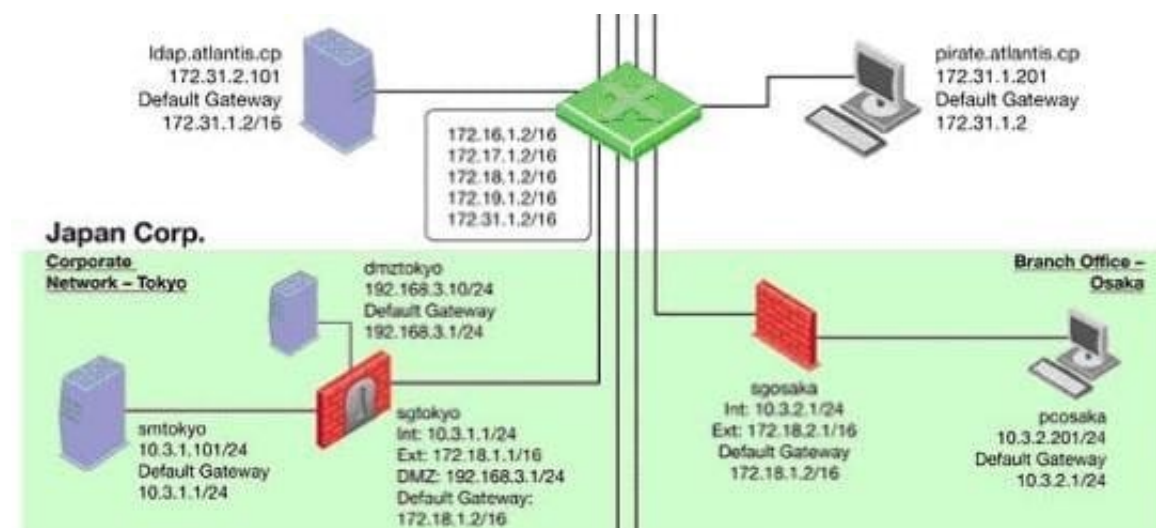
Which of the following authentication methods can be configured in the Identity Awareness setup wizard?

- A. Captive Portal
- B. TACAS
- C. Check Point Password
- D. Windows password

Correct Answer: A

QUESTION 2

The Administrator of the Tokyo Security Management Server cannot connect from his workstation in Osaka. Which of the following lists the BEST sequence of steps to troubleshoot this issue?



- A. Check for matching OS and product versions of the Security Management Server and the client. Then, ping the Gateways to verify connectivity. If successful, scan the log files for any denied management packets.
- B. Call Tokyo to check if they can ping the Security Management Server locally. If so, login to sgtokyo, verify management connectivity and Rule Base. If this looks okay, ask your provider if they have some firewall rules that filters out your management traffic.
- C. Verify basic network connectivity to the local Gateway, service provider, remote Gateway, remote network and target machine. Then, test for firewall rules that deny management access to the target. If successful, verify that pcosaka is a valid client IP address.
- D. Check the allowed clients and users on the Security Management Server. If pcosaka and your user account are valid, check for network problems. If there are no network related issues, this is likely to be a problem with the server itself. Check for any patches and upgrades. If still unsuccessful, open a case with Technical Support.

Correct Answer: C

**QUESTION 3**

You administer a large, geographically distributed network. The Internet connection at a remote site failed during the weekend, and the Security Gateway logged locally for over 48 hours. It is possible that the logs may have consumed most of the free space on the Gateway's hard disk. Which SmartConsole application displays the percent of free hard-disk space on the remote Security Gateway?

- A. SmartView Tracker
- B. SmartView Monitor
- C. This information can only be viewed with `fw ctl pstat` command from the CLI
- D. Eventia Analyzer

Correct Answer: B

QUESTION 4

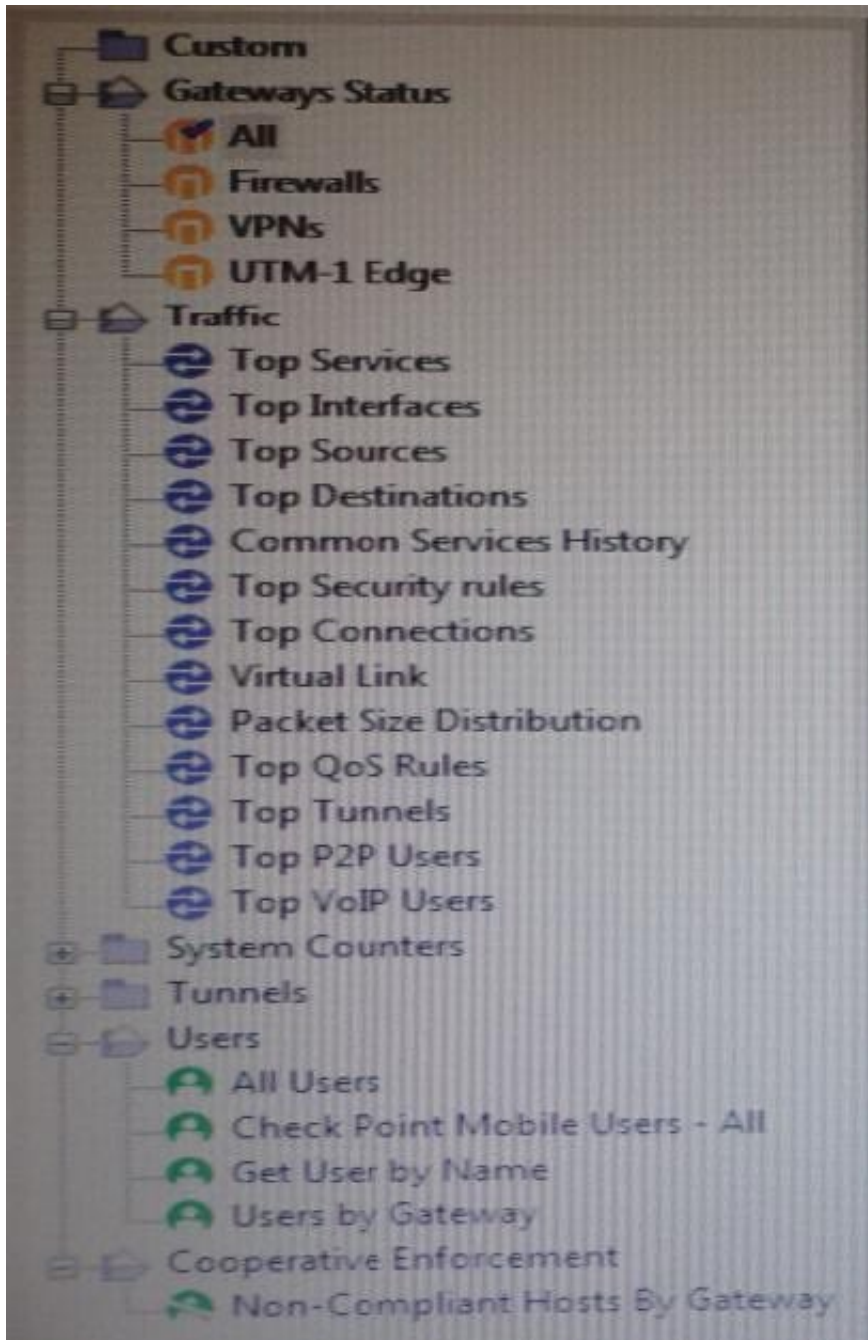
Sally has a Hot Fix Accumulator (HFA) she wants to install on her Security Gateway which operates with SecurePlatform, but she cannot SCP the HFA to the system. She can SSH into the Security Gateway, but she has never been able to SCP files to it. What would be the most likely reason she cannot do so?

- A. She needs to run `cpconfig` to enable the ability to SCP files.
- B. She needs to edit `/etc/scpusers` and add the Standard Mode account.
- C. She needs to run `sysconfig` and restart the SSH process.
- D. She needs to edit `/etc/SSHd/SSHd_config` and add the Standard Mode account.

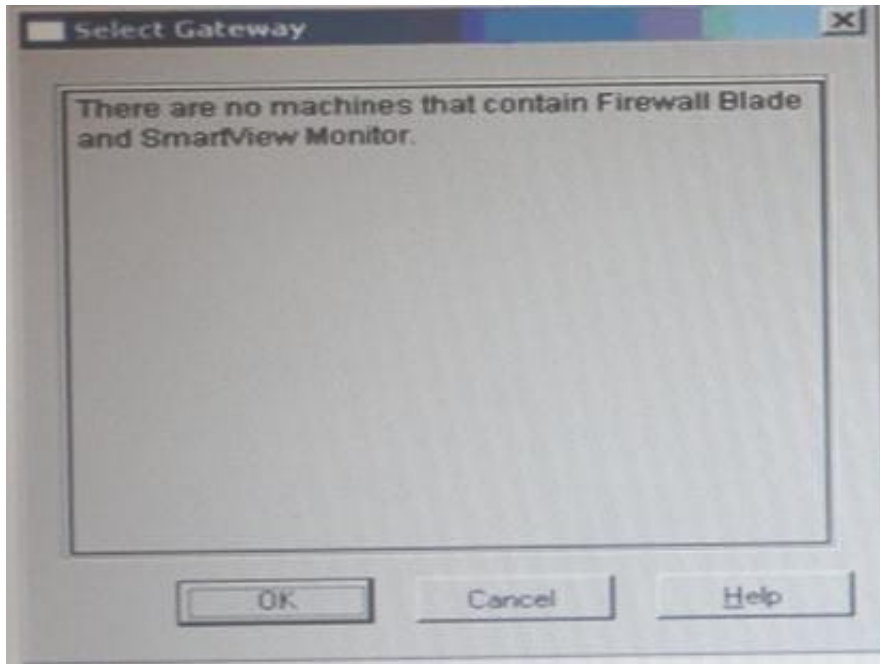
Correct Answer: B

QUESTION 5

You wish to analyze the packet size distribution of your traffic with SmartView Monitor.



Unfortunately, the message, There are no machines that contain Firewall Blade and SmartView Monitor appears.



What should you do to analyze the packet size distribution of your traffic? Give the BEST answer.

- A. Purchase the SmartView Monitor license for your Security Management Server.
- B. Purchase the SmartView Monitor license for your Security Gateway.
- C. Enable Monitoring on your Security Gateway.
- D. Enable Monitoring on your Security Management Server.

Correct Answer: C

[Latest 156-215.75 Dumps](#)

[156-215.75 VCE Dumps](#)

[156-215.75 Study Guide](#)